



PALOMAR
POMERADO
HEALTH

2008 Palomar Pomerado Health Community Health Needs Assessment

Pala, Palomar Mountain, Pauma and Valley Center

Sub-Regional Report

April 2008

Acknowledgements

The 2008 Palomar Pomerado Health Community Health Needs Assessment was developed as a collaborative effort among the following community partners.

Palomar Pomerado Health

Chair: Tina Pope
Director Community Outreach and Development
Palomar Pomerado Health

Members:

Gustavo Friederichsen
Chief Marketing and Communications Officer
Palomar Pomerado Health

Elissa Hamilton, RN, CAN, BC, MBA
Director, Home Health Services
Palomar Pomerado Health

Marcia Jackson
Chief Planning Officer
Palomar Pomerado Health

Ann Koeneke
Director, Product Line Development Clinical Outreach
Palomar Pomerado Health

Jerry Kolins, MD
Chief Medical Quality Officer
Palomar Pomerado Health

Nancy Roy
Chair, PPH Ramona/Julian Health Care Advisory Council
Palomar Pomerado Health

Lori Shoemaker, RN, MSN, CNAA-BC
Chief Nursing Executive
Palomar Pomerado Health

Robert Trifunovic, MD
Medical Staff Development Officer

Bradley Wiscons
Director of Grant Services
Palomar Pomerado Health

Nick Xenitopoulos
Planning and Research Manager
Palomar Pomerado Health

Nick Yphantides, MD
Consulting Executive Director
Health Development
Palomar Pomerado Health

Research Consultant

Michael Moder
Moder Research & Communications, Inc.

STATEMENT OF HEALTH NEEDS ASSESSMENT OBJECTIVES

The *2008 Palomar Pomerado Health Community Needs Assessment* identifies trends and updated information regarding health needs throughout the Palomar Pomerado Health (PPH) service area. This information will be used to advance the PPH mission to promote health in the communities served and will also be used for:

- Community health program planning
- Strategic planning
- Priority setting
- Decision making for allocation of resources
- Grant writing
- Identification of trends
- Service delivery
- Master facility planning
- *HealthSource* program planning
- Market development

DESCRIPTION OF PALOMAR POMERADO HEALTH SERVICE AREA

Overall Service Area (continued)

Access to Health Care

Access to health care includes many factors, including having health insurance, having a primary care provider, knowing how to navigate the healthcare system, availability of healthcare services when needed, satisfaction with healthcare services received and ability to pay for healthcare services received, among others.

Medical Insurance Coverage

In 2005, 78.3% of adults ages 19 to 64, living in the North Inland region reported having medical coverage the entire past year. Additionally, 86.4% of children under age 19 years living in this region were reported to have health insurance coverage the entire past year.

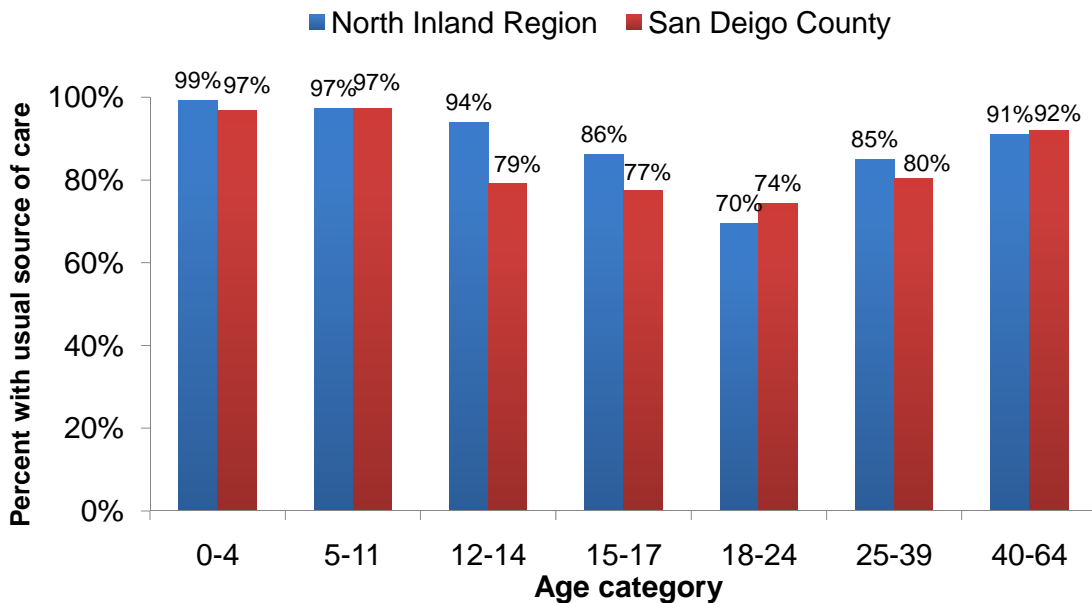
In 2005, those with the lowest rates of medical insurance coverage among PPH service area residents were:

- Latinos, 46.8% adults & 59.0% children
- Households with annual household incomes 100% of the federal poverty level, 29.6%

Review
other

of

Have a Usual Place of Care North Inland Region & San Diego County, 2005



Source: California Health Interview Survey, 2005

DESCRIPTION OF PALOMAR POMERADO HEALTH SERVICE AREA

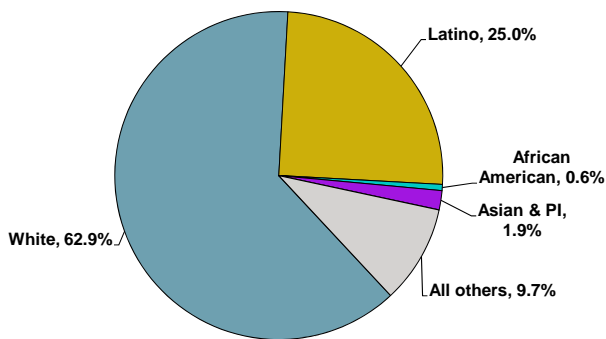
Pala, Palomar Mountain, Pauma and Valley Center

In 2007, the estimated population in Pala, Palomar Mountain, Pauma and Valley Center service area was 21,938 and is expected to grow by 7.1% to over 23,491 by 2012. The population in this area represents 4.5% of PPH's service area and accounts for 7,248 households. There is an average of 3.0 persons per household.

Review of demographic data by race/ethnicity found Latinos account for 25.0% of those living in the Pala, Palomar Mountain, Pauma and Valley Center services area. African Americans and Asians/Pacific Islander account for 0.6% and 1.9%, respectively.

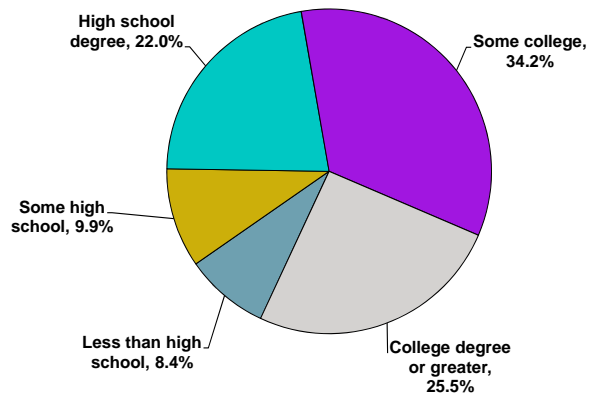
The following charts present a snapshot of the current population based on several demographic variables.

Race/ethnicity



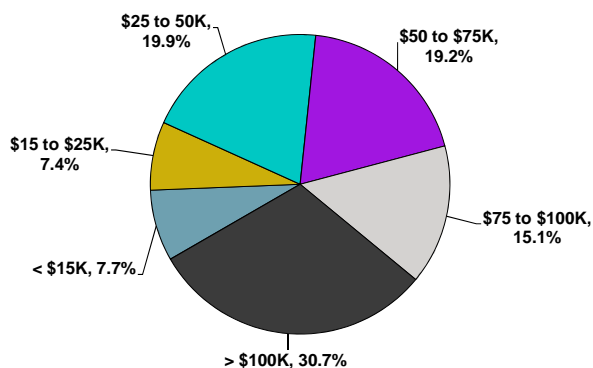
Source: 2007 Claritas, Inc.

Education Level
(Among persons age 25 plus)



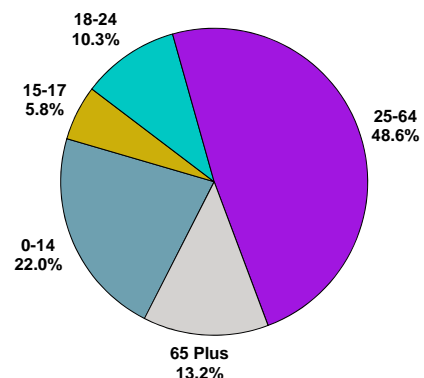
Source: 2007 Claritas, Inc.

Household Income
(Average household income \$88,878)



Source: 2007 Claritas, Inc.

Age Category



Source: 2007 Claritas, Inc.

DESCRIPTION OF PALOMAR POMERADO HEALTH SERVICE AREA

Pala, Palomar Mountain, Pauma and Valley Center (continued)

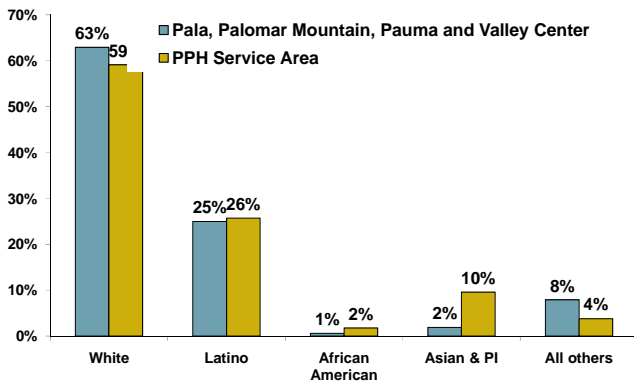
Comparison of the Pala, Palomar Mountain, Pauma and Valley Center area to overall PPH service area

Review of several key socioeconomic indicators found persons living in Pala, Palomar Mountain, Pauma and Valley Center area tended to have:

- A lower level of education, with 26% having completed college or greater compared to 32% in the service area overall.
- A similar average household income, \$88,878, compared to \$87,180 in the service area overall.

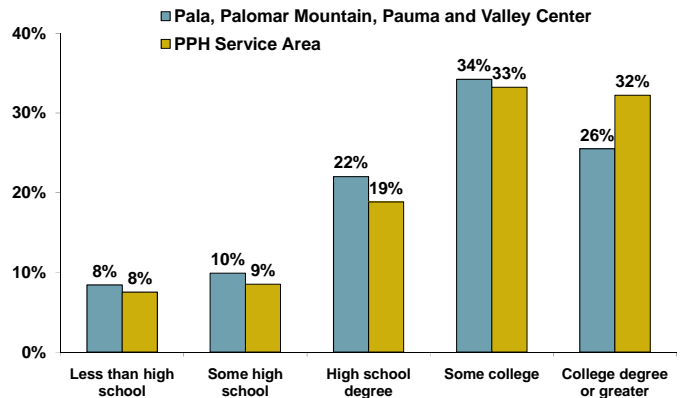
The following charts compare the Pala, Palomar Mountain, Pauma and Valley Center area to the overall PPH service area for select demographic variables.

Race/Ethnicity Comparison



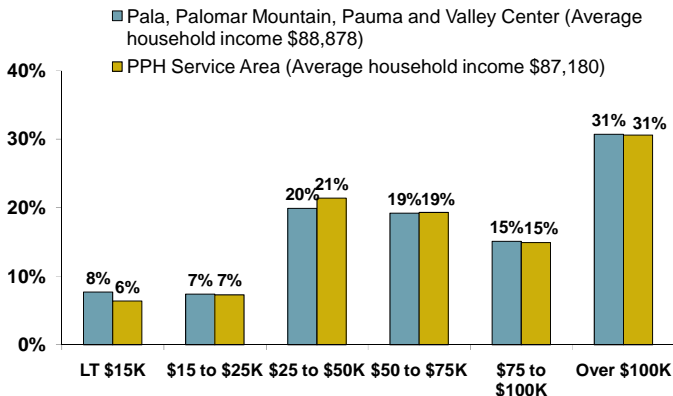
Source: 2007 Claritas, Inc.

Education Level Comparison



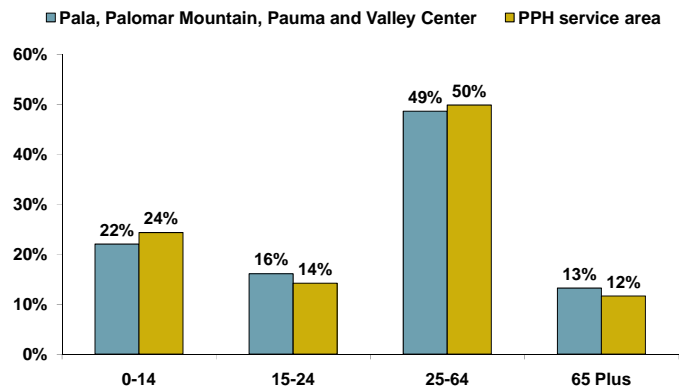
Source: 2007 Claritas, Inc.

Household Income Comparison



Source: 2007 Claritas, Inc.

Age Category Comparison



Source: 2007 Claritas, Inc.

DESCRIPTION OF PALOMAR POMERADO HEALTH SERVICE AREA

Pala, Palomar Mountain, Pauma and Valley Center

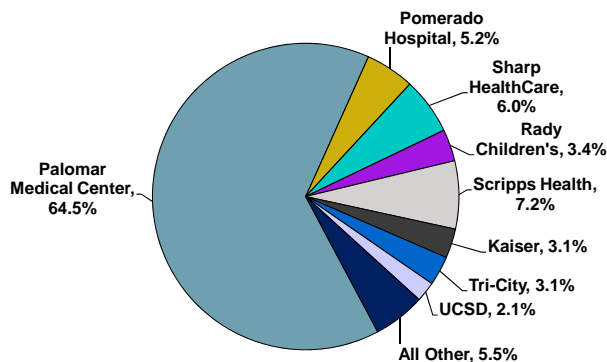
Hospital Utilization

Review of hospital inpatient utilization by persons living in the Pala, Palomar Mountain Pauma and Valley Center area, based on inpatient discharges for patients having originated from PPH's service area, identified the following:

- During 2006, the Pala, Palomar Mountain Pauma and Valley Center area accounted for 4.9% of discharges in the PPH service area (*excluding newborns*).
- Among the hospitals providing inpatient care to persons living in this area during 2006, Palomar Medical Center and Pomerado Hospital accounted for over 69.7% of discharges. Overall, Scripps hospitals accounted for 7.2% and Sharp hospitals accounted for almost 6.0%. Kaiser Hospital accounted for 3.1%.
- Obstetrics and newborn DRG product lines (based on PPH definition) accounted for 25.7% (605) of 2006 discharges.
- Medi-Cal accounted for 21% of the discharges, slightly higher than PPH's overall service area.

Market Share by Hospital

(Total 2006 Discharges in Pala, Palomar Mountain, Pauma and Valley Center = 2,354)

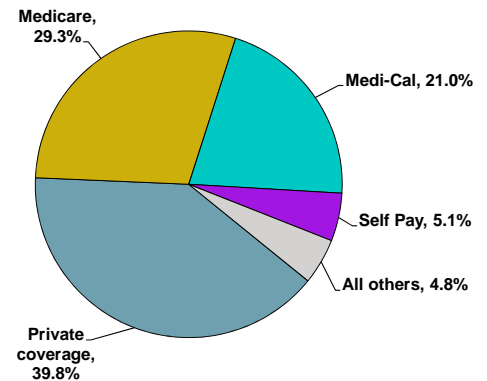


Market share based on discharges.

Source: OSHP&D/PPH Planning Research

Market Share by Payor Type

(Total 2006 Discharges in Pala, Palomar Mountain, Pauma and Valley Center = 2,354)

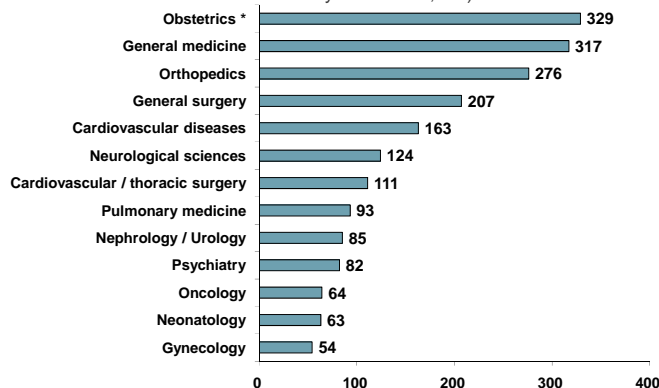


Market share based on discharges.

Source: OSHP&D/PPH Planning Research

Discharges by Top 13 DRG Product Lines

(Total 2006 Discharges in Pala, Palomar Mountain, Pauma and Valley Center = 2,354)

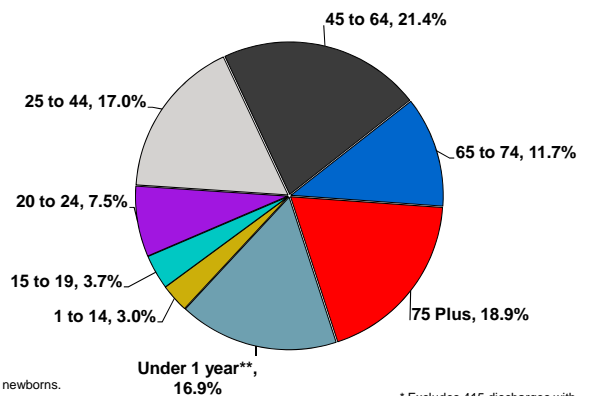


*Excludes 276 normal newborns discharges.

Source: California Department of Health Services Center for Health Statistics

Discharges by Age Category*

(Total 2006 Discharges in Pala, Palomar Mountain, Pauma and Valley Center = 2,354)



** Includes 276 newborns.

Source: OSHP&D/PPH Planning Research

* Excludes 415 discharges with unknown age.

DESCRIPTION OF PALOMAR POMERADO HEALTH SERVICE AREA

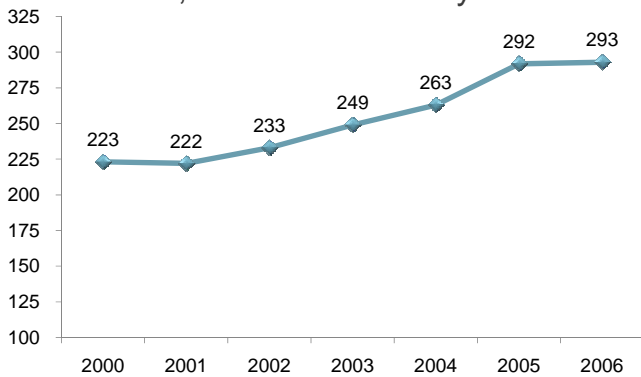
Pala, Palomar Mountain, Pauma and Valley Center (continued)

Birth Profile

Review of the birth profile of mothers living in the Pala, Palomar Mountain, Pauma and Valley Center area found:

- During 2006, 293 live births among Pala, Palomar Mountain, Pauma and Valley Center area mothers.
- Between 2000 and 2006, the number of live births increased 31.4% from 223 to 293.
- During 2006, 79.9% of mothers received prenatal care during the first trimester while 14.3% waited until the second trimester to begin prenatal care and 2% waited until the third trimester to receive prenatal care. Less than 1% of mothers received no prenatal care. (The prenatal care status of the remaining 3.1% is unknown.)
- 8.2% of the mothers were under age 20.
- 4.4% of infants were low birth weight (under 2500 grams).

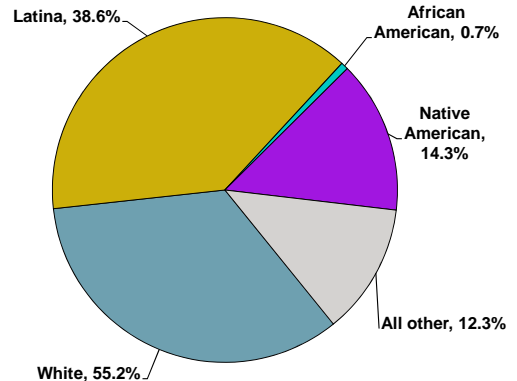
Live Births by Year – Pala, Palomar Mountain, Pauma and Valley Center



Source: CA Department of Health Services Center for Health Statistics

Race/Ethnic Category of Mother

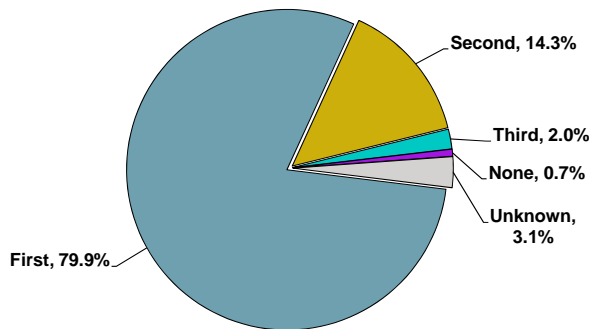
(2006 Pala, Palomar Mountain, Pauma and Valley Center)



Source: California Department of Health Services Center for Health Statistics

Prenatal Care

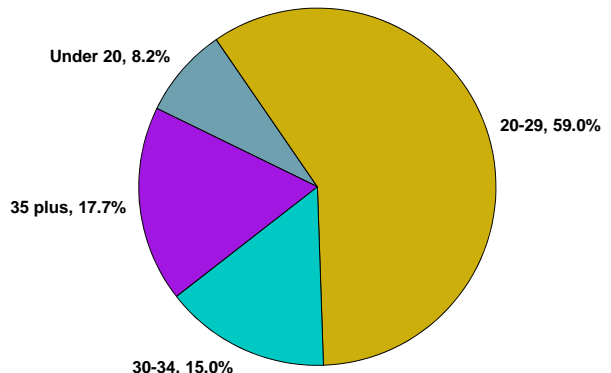
(2006 Pala, Palomar Mountain, Pauma and Valley Center)



Source: California Department of Health Services Center for Health Statistics

Age Category of Mother

(2006 Pala, Palomar Mountain, Pauma and Valley Center)



Source: California Department of Health Services Center for Health Statistics

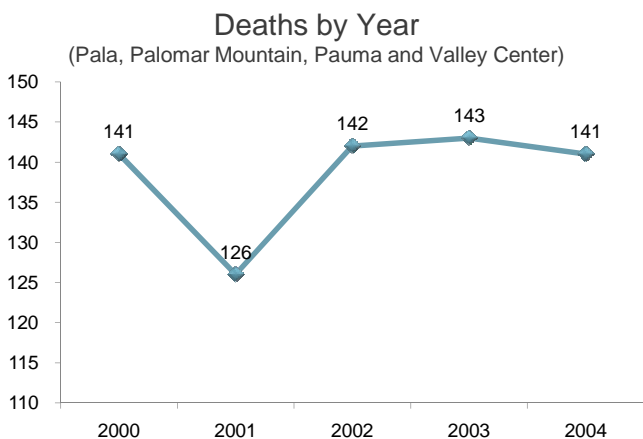
DESCRIPTION OF PALOMAR POMERADO HEALTH SERVICE AREA

Pala, Palomar Mountain, Pauma and Valley Center (continued)

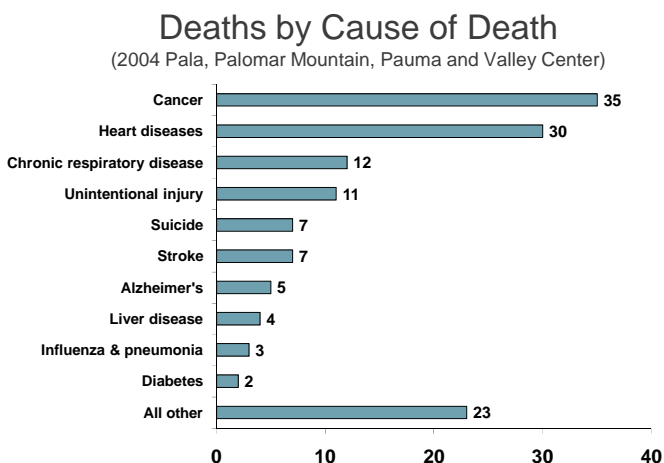
Leading Causes of Death

Review of the 2004 leading causes of death (*most recent data available*) among persons living in the Pala, Palomar Mountain, Pauma and Valley Center area found:

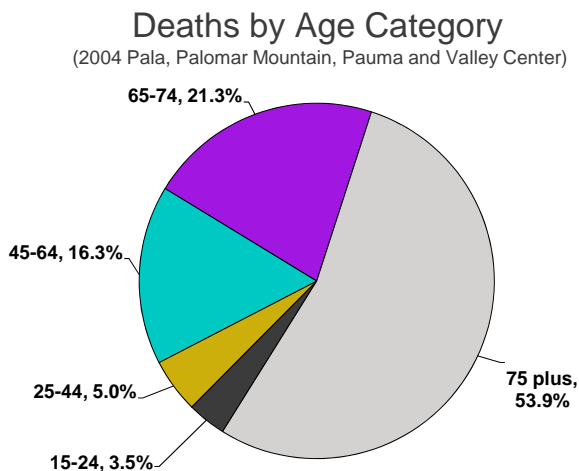
- During 2004, 141 Pala, Palomar Mountain, Pauma and Valley Center area residents died.
- During this period 53.9% of the deaths were among persons age 75 and older.
- The four leading causes of death in 2002, accounting for 66.2% of all deaths, were:
 - Cancer — 35 deaths, accounting for 24.8% of all deaths
 - Diseases of the heart — 30 deaths, accounting for 22.3% of all deaths
 - Chronic respiratory disease — 12 deaths, accounting for 8.5% of all deaths
 - Unintentional — 11 deaths, accounting for 7.8% of all deaths



Source: CA Department of Health Services
Center for Health Statistics



Source: California Department of Health Services
Center for Health Statistics



Source: California Department of Health Services
Center for Health Statistics