



PALOMAR
POMERADO
HEALTH

2008 Palomar Pomerado Health Community Health Needs Assessment

Poway Sub-Regional Report

April 2008

Acknowledgements

The 2008 Palomar Pomerado Health Community Health Needs Assessment was developed as a collaborative effort among the following community partners.

Palomar Pomerado Health

Chair: Tina Pope
Director Community Outreach and Development
Palomar Pomerado Health

Members:

Gustavo Friederichsen
Chief Marketing and Communications Officer
Palomar Pomerado Health

Elissa Hamilton, RN, CAN, BC, MBA
Director, Home Health Services
Palomar Pomerado Health

Marcia Jackson
Chief Planning Officer
Palomar Pomerado Health

Ann Koeneke
Director, Product Line Development Clinical Outreach
Palomar Pomerado Health

Jerry Kolins, MD
Chief Medical Quality Officer
Palomar Pomerado Health

Nancy Roy
Chair, PPH Ramona/Julian Health Care Advisory Council
Palomar Pomerado Health

Lori Shoemaker, RN, MSN, CNAA-BC
Chief Nursing Executive
Palomar Pomerado Health

Robert Trifunovic, MD
Medical Staff Development Officer

Bradley Wiscons
Director of Grant Services
Palomar Pomerado Health

Nick Xenitopoulos
Planning and Research Manager
Palomar Pomerado Health

Nick Yphantides, MD
Consulting Executive Director
Health Development
Palomar Pomerado Health

Research Consultant

Michael Moder
Moder Research & Communications, Inc.

STATEMENT OF HEALTH NEEDS ASSESSMENT OBJECTIVES

The *2008 Palomar Pomerado Health Community Needs Assessment* identifies trends and updated information regarding health needs throughout the Palomar Pomerado Health (PPH) service area. This information will be used to advance the PPH mission to promote health in the communities served and will also be used for:

- Community health program planning
- Strategic planning
- Priority setting
- Decision making for allocation of resources
- Grant writing
- Identification of trends
- Service delivery
- Master facility planning
- *HealthSource* program planning
- Market development

DESCRIPTION OF PALOMAR POMERADO HEALTH SERVICE AREA

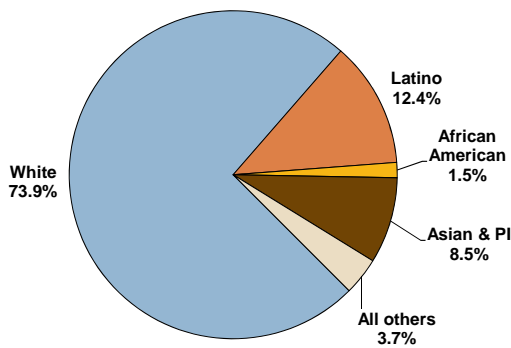
Poway

In 2007, the estimated population in the Poway service area was 49,340 and is expected to grow by 3.7% to 51,167 by 2012. The population in the Poway service area represents 10.1% of PPH's service area and accounts for 16,092 households. There is an average of 3.07 persons per household.

Review of demographic data by race/ethnicity found whites account for 73.9% of living in the Poway services area. Latinos and Asians/Pacific Islanders account for 12.4% and 8.5%, respectively.

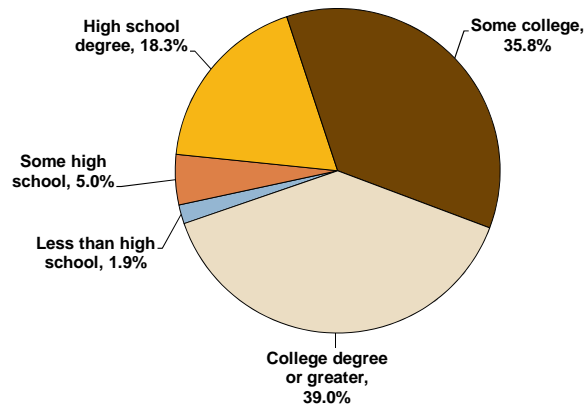
The following charts present a snapshot of the current population based on several demographic variables.

Race/ethnicity



Source: 2007 Claritas, Inc.

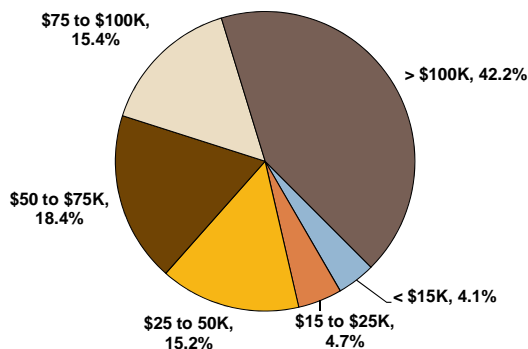
Education Level
(Among persons age 25 plus)



Source: 2007 Claritas, Inc.

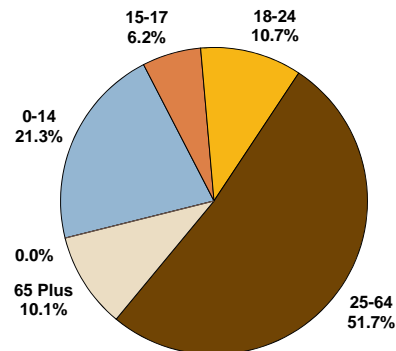
Household Income

(Average household income \$113,302)



Source: 2007 Claritas, Inc.

Age Category



Source: 2007 Claritas, Inc.

DESCRIPTION OF PALOMAR POMERADO HEALTH SERVICE AREA

Poway (continued)

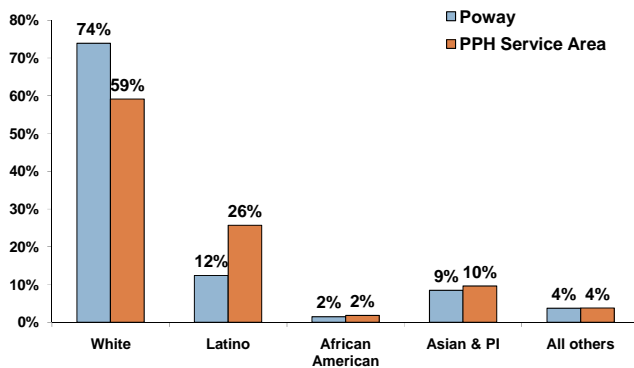
Comparison of Poway area to overall PPH service area

Review of several key socioeconomic indicators found persons living in the Poway area tended to have:

- A lower percentage of Latino population, 12.4% compared to 25.7% in the service area overall.
- A higher level of education, with 38.7% having completed college or greater compared to 32% in the service area overall.
- A significantly higher average household income, \$113,302, compared to \$87,160 in the service area overall.
- A young population, with 10.1% age 65 and over compared to 12.4% in the service area overall.

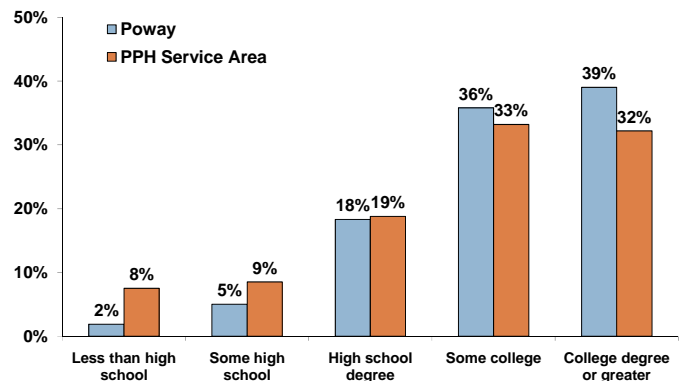
The following charts compare Poway to the overall PPH service area for select demographic variables.

Race/Ethnicity Comparison



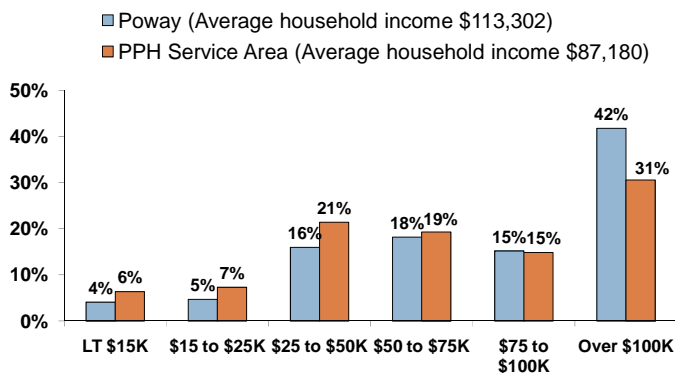
Source: 2007 Claritas, Inc.

Education Level Comparison



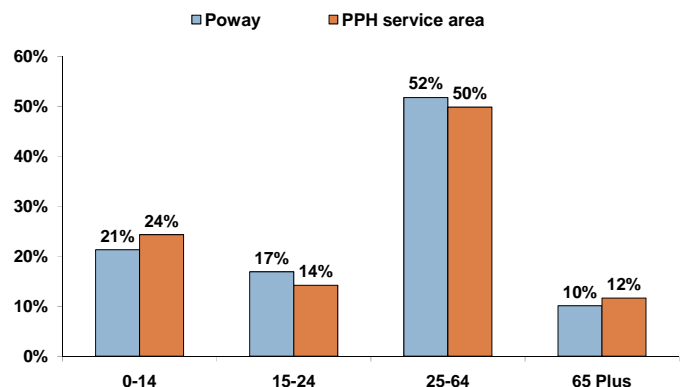
Source: 2007 Claritas, Inc.

Household Income Comparison



Source: 2007 Claritas, Inc.

Age Category Comparison



Source: 2007 Claritas, Inc.

DESCRIPTION OF PALOMAR POMERADO HEALTH SERVICE AREA

Poway (continued)

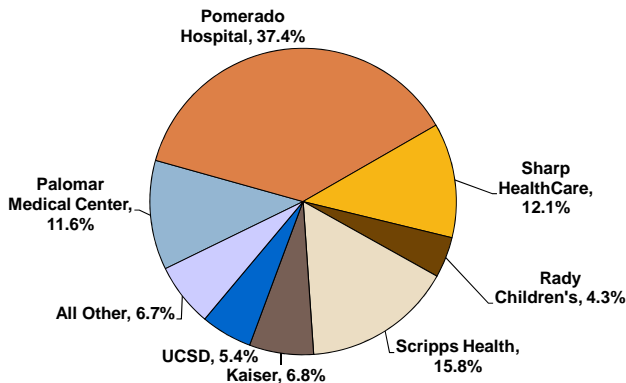
Hospital Utilization

Review of hospital inpatient utilization by persons living in the Poway area, based on inpatient discharges for patients having originated from PPH's service area, identified the following:

- During 2006, the Poway area accounted for 9.1% of discharges in the PPH service area (*excluding newborns*).
- Among the hospitals providing inpatient care to persons living in the Poway area during 2006, Palomar Medical Center and Pomerado Hospital accounted for 49% of discharges. Overall, Scripps hospitals accounted for 15.8% and Sharp hospitals accounted for 12.1%. Kaiser Hospital accounted for 6.8%.
- Obstetrics and newborn DRG product lines (based on PPH definition) accounted for over 18.4% (766) of 2006 discharges.
- Medi-Cal accounted for 11% of the discharges, notably less than the 19.3% for PPH's overall service area.

Market Share by Hospital

(Total 2006 Discharges in Poway area = 4,164)

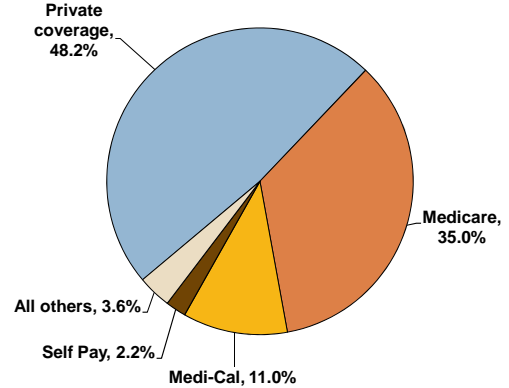


Market share based on discharges.

Source: OSHP&D/PPH Planning Research

Market Share by Payor Type

(Total 2006 Discharges in Poway area = 4,164)

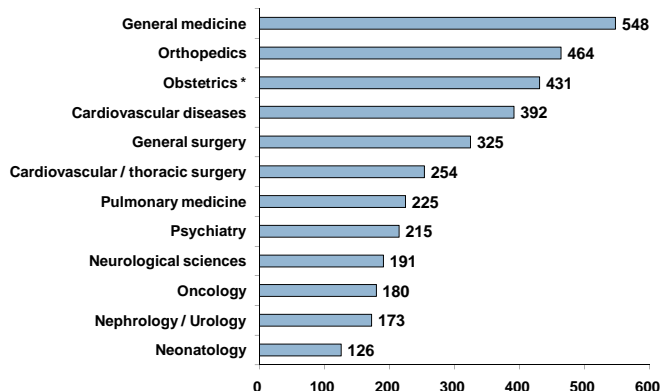


Market share based on discharges.

Source: OSHP&D/PPH Planning Research

Discharges by Top 12 DRG Product Lines

(Total 2006 Discharges in Poway area = 4,164)

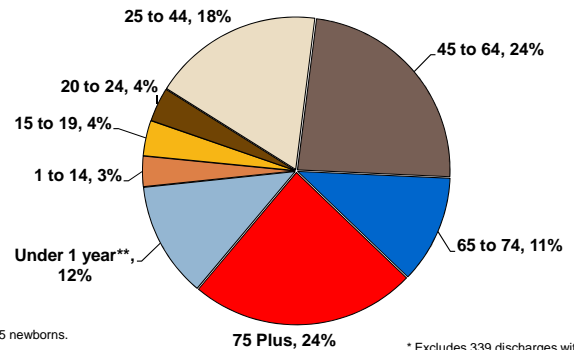


*Excludes 335 normal newborns discharges.

Source: California Department of Health Services Center for Health Statistics

Discharges by Age Category*

(Total 2006 Discharges in Poway = 4,164)



** Includes 335 newborns.

Source: OSHP&D/PPH Planning Research

* Excludes 339 discharges with unknown age.

DESCRIPTION OF PALOMAR POMERADO HEALTH SERVICE AREA

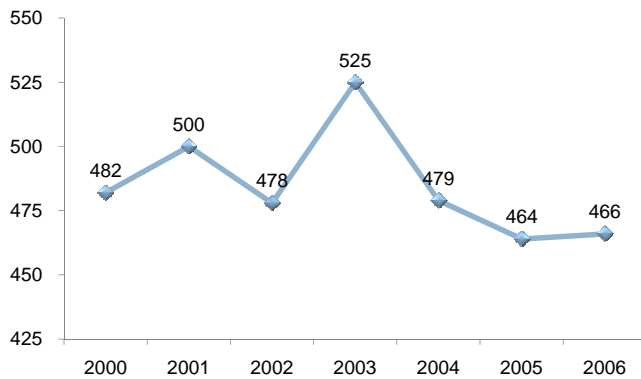
Poway (continued)

Birth Profile

Review of the birth profile of mothers living in the Poway area found:

- During 2006, 466 live births among Poway area mothers.
- Between 2000 and 2006, the number of live births declined 3.3% from 482 to 466.
- During 2006, almost 87.3% of mothers received prenatal care during the first trimester while 9.4% waited until the second trimester to begin prenatal care. Only 1.4% either waited until the third trimester or received no prenatal care.
- Slightly over 4.3% of the mothers were under age 20.
- Less than 8.2% of infants were low birth weight (under 2500 grams).

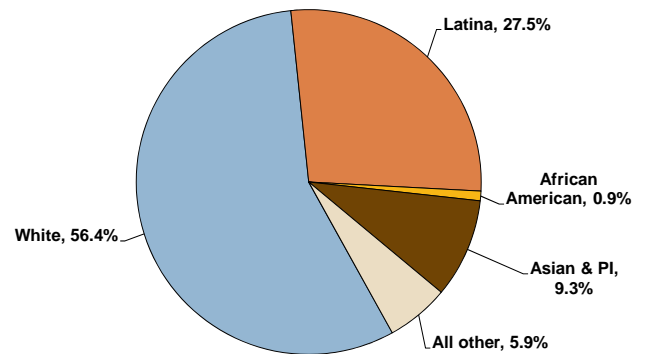
Live Births by Year – Poway



Source: CA Department of Health Services
Center for Health Statistics

Race/Ethnic Category of Mother

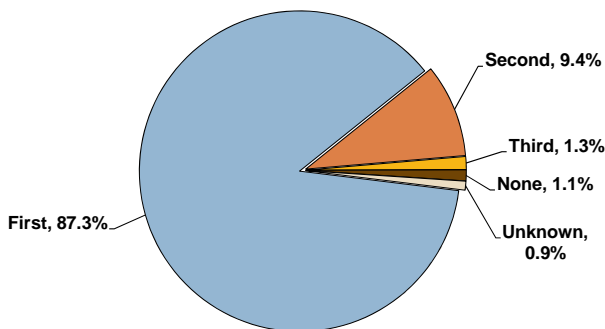
(2006 Poway)



Source: California Department of Health Services

Prenatal Care

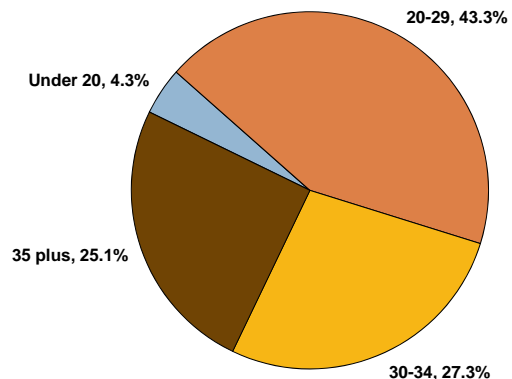
(2006 Poway)



Source: California Department of Health Services
Center for Health Statistics

Age Category of Mother

(2006 Poway)



Source: California Department of Health Services
Center for Health Statistics

DESCRIPTION OF PALOMAR POMERADO HEALTH SERVICE AREA

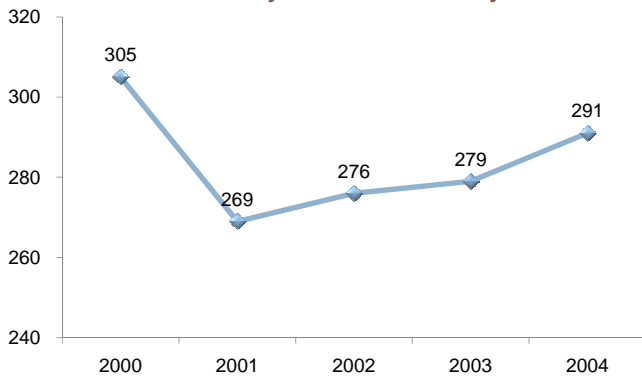
Poway (continued)

Leading Causes of Death

Review of the 2004 leading causes of death (*most recent data available*) among persons living in the Poway area found:

- During 2004, 291 Poway area residents died.
- During this period 61.5% of the deaths were among persons age 75 and older.
- The four leading causes of death in 2004, accounting for 66% of all deaths were:
 - Cancer — 80 deaths, accounting for 27.5 % of all deaths
 - Diseases of the heart — 66 deaths, accounting for 22.7% of all deaths
 - Alzheimer's — 25 deaths, accounting for 8.6% of all deaths
 - Stroke— 16 deaths, accounting for 5.5% of all deaths

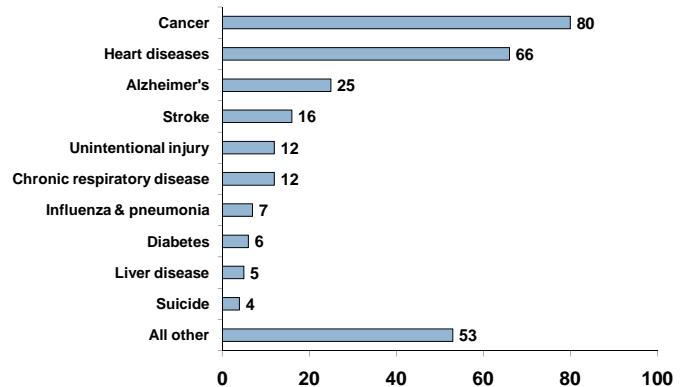
Deaths by Year – Poway



Source: CA Department of Health Services
Center for Health Statistics

Deaths by Cause of Death

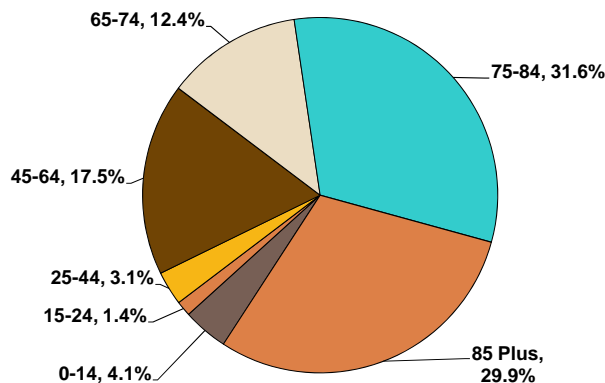
(2004 Poway)



Source: California Department of Health Services
Center for Health Statistics

Deaths by Age Category

(2004 Poway)



Source: California Department of Health Services
Center for Health Statistics