



PALOMAR
POMERADO
HEALTH

2008 Palomar Pomerado Health Community Health Needs Assessment

Ramona, Santa Ysabel & Julian

Sub-Regional Report

April 2008

Acknowledgements

The 2008 Palomar Pomerado Health Community Health Needs Assessment was developed as a collaborative effort among the following community partners.

Palomar Pomerado Health

Chair: Tina Pope
Director Community Outreach and Development
Palomar Pomerado Health

Members:

Gustavo Friederichsen
Chief Marketing and Communications Officer
Palomar Pomerado Health

Elissa Hamilton, RN, CAN, BC, MBA
Director, Home Health Services
Palomar Pomerado Health

Marcia Jackson
Chief Planning Officer
Palomar Pomerado Health

Ann Koeneke
Director, Product Line Development Clinical Outreach
Palomar Pomerado Health

Jerry Kolins, MD
Chief Medical Quality Officer
Palomar Pomerado Health

Nancy Roy
Chair, PPH Ramona/Julian Health Care Advisory Council
Palomar Pomerado Health

Lori Shoemaker, RN, MSN, CNAA-BC
Chief Nursing Executive
Palomar Pomerado Health

Robert Trifunovic, MD
Medical Staff Development Officer

Bradley Wiscons
Director of Grant Services
Palomar Pomerado Health

Nick Xenitopoulos
Planning and Research Manager
Palomar Pomerado Health

Nick Yphantides, MD
Consulting Executive Director
Health Development
Palomar Pomerado Health

Research Consultant

Michael Moder
Moder Research & Communications, Inc.

STATEMENT OF HEALTH NEEDS ASSESSMENT OBJECTIVES

The *2008 Palomar Pomerado Health Community Needs Assessment* identifies trends and updated information regarding health needs throughout the Palomar Pomerado Health (PPH) service area. This information will be used to advance the PPH mission to promote health in the communities served and will also be used for:

- Community health program planning
- Strategic planning
- Priority setting
- Decision making for allocation of resources
- Grant writing
- Identification of trends
- Service delivery
- Master facility planning
- *HealthSource* program planning
- Market development

DESCRIPTION OF PALOMAR POMERADO HEALTH SERVICE AREA

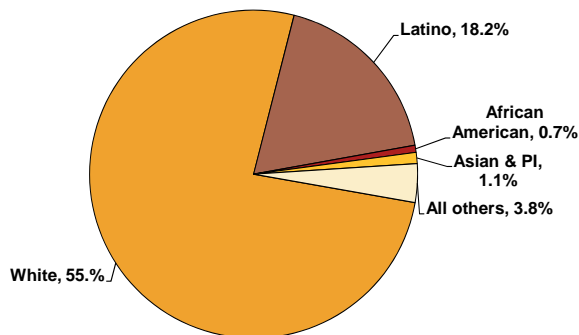
Ramona, Santa Ysabel & Julian

In 2007, the estimated population in the Ramona, Santa Ysabel & Julian service area was 38,207 and is expected to grow by 4.0% to over 39,751 by 2012. The population in the Ramona, Santa Ysabel & Julian service area represents 8% of PPH's service area and accounts for 12,850 households. The average persons per household is 2.97.

Review of demographic data by race/ethnicity found Latino's account for 18.2% of those living in the Ramona, Santa Ysabel & Julian services area. African Americans and Asians/Pacific Islander account for 0.7% and 1.1%, respectively.

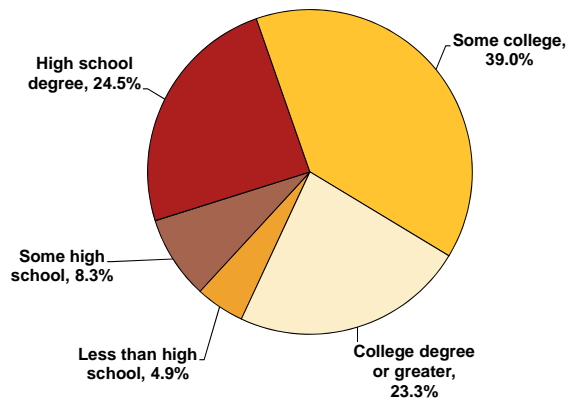
The following charts present a snapshot of the current population based on several demographic variables.

Race/ethnicity



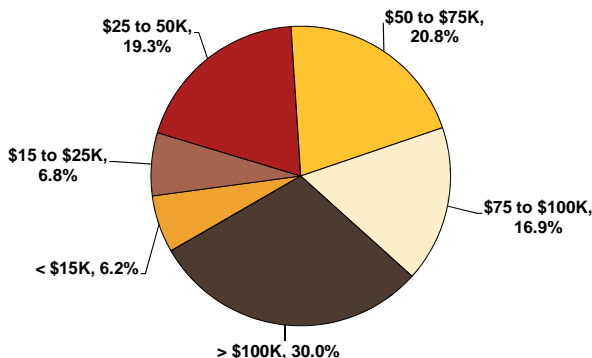
Source: 2007 Claritas, Inc.

Education Level
(Among persons age 25 plus)



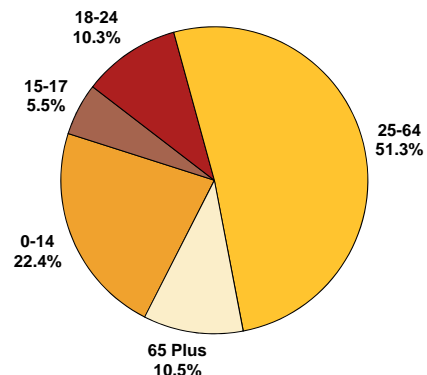
Source: 2007 Claritas, Inc.

Household Income
(Average household income \$86,457)



Source: 2007 Claritas, Inc.

Age Category



Source: 2007 Claritas, Inc.

DESCRIPTION OF PALOMAR POMERADO HEALTH SERVICE AREA

Ramona, Santa Ysabel & Julian (continued)

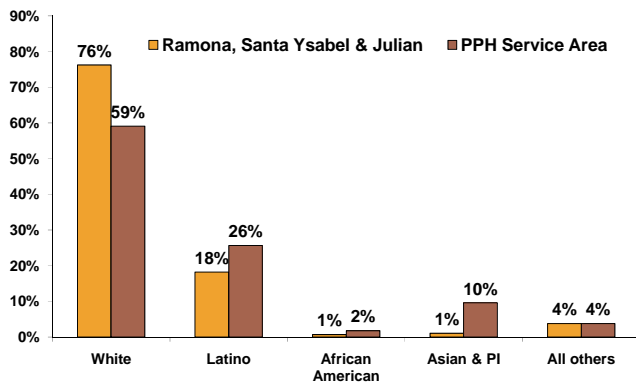
Comparison of Ramona, Santa Ysabel & Julian area to overall PPH service area

Review of several key socioeconomic indicators found persons living in the Ramona, Santa Ysabel & Julian area tended to have:

- A less ethnically diverse population, with whites comprising 76% of the population compared to 59% in the service area overall.
- A similar average household income, \$86,457, compared to \$87,180 in the service area overall.

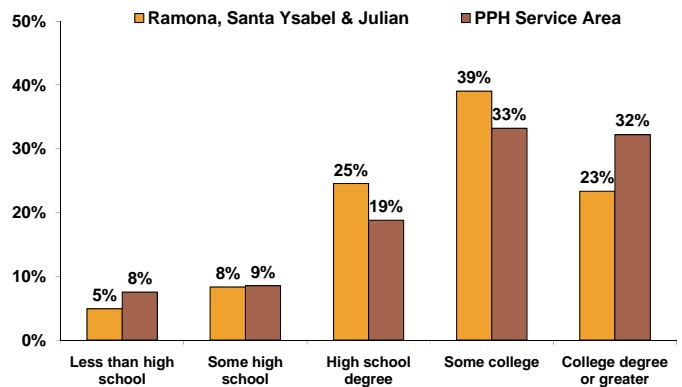
The following charts compare Ramona, Santa Ysabel and Julian to the overall PPH service area for select demographic variables.

Race/Ethnicity Comparison



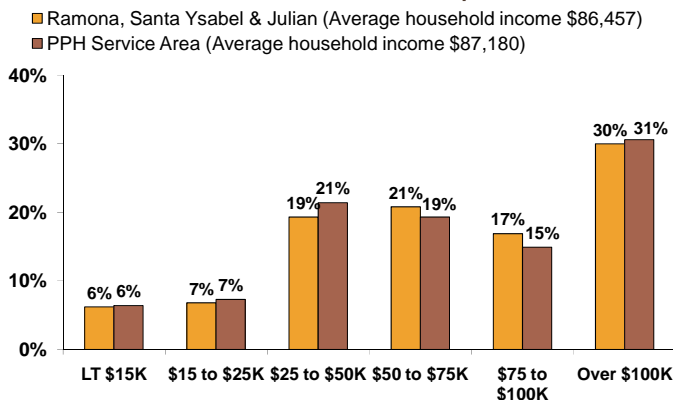
Source: 2007 Claritas, Inc.

Education Level Comparison



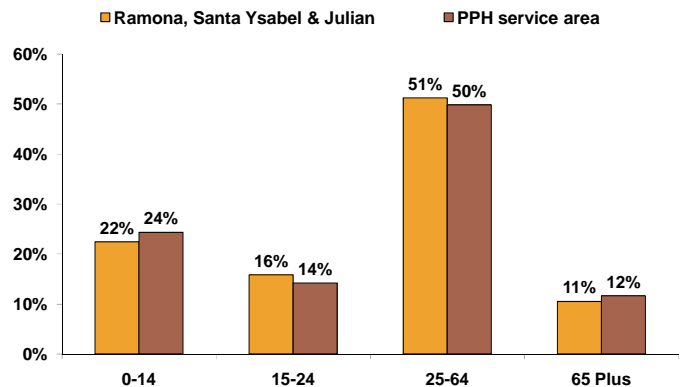
Source: 2007 Claritas, Inc.

Household Income Comparison



Source: 2007 Claritas, Inc.

Age Category Comparison



Source: 2007 Claritas, Inc.

DESCRIPTION OF PALOMAR POMERADO HEALTH SERVICE AREA

Ramona, Santa Ysabel & Julian (continued)

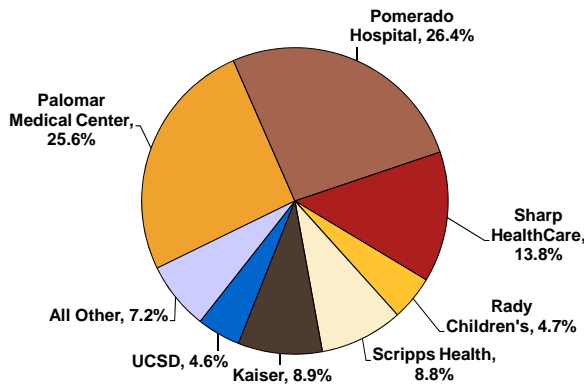
Hospital Utilization

Review of hospital inpatient utilization by persons living in the Ramona, Santa Ysabel and Julian area, based on inpatient discharges for patients having originated from PPH's service area, identified the following:

- During 2006, the Ramona, Santa Ysabel and Julian area accounted for 8.1% of discharges in the PPH service area (*excluding newborns*).
- Among the hospitals providing inpatient care to persons living in the Ramona, Santa Ysabel and Julian area during 2006, Palomar Medical Center and Pomerado Hospital accounted for 52% of discharges. Scripps hospitals accounted for 8.8% and Sharp hospitals accounted for 13.8%. Kaiser Hospital accounted for 8.9%.
- Obstetrics and newborn DRG product lines accounted for 22% (827) of 2006 discharges.
- Medi-Cal accounted for 16.9% of the discharges, slightly less than the 19.3% for PPH's overall service area.

Market Share by Hospital

(Total 2006 Discharges in Ramona, Santa Ysabel & Julian = 3,767)

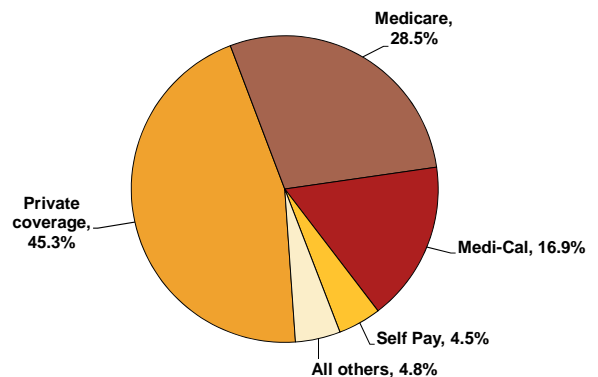


Market share based on discharges.

Source: OSHP&D/PPH Planning Research

Market Share by Payor Type

(Total 2006 Discharges in Ramona, Santa Ysabel & Julian = 3,767)

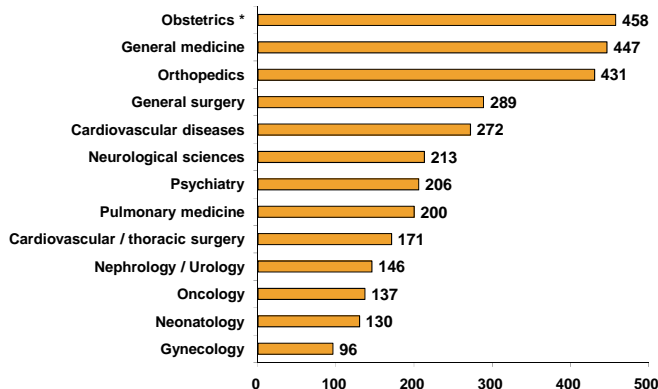


Market share based on discharges.

Source: OSHP&D/PPH Planning Research

Discharges by Top 13 DRG Product Lines

(Total 2006 Discharges in Ramona, Santa Ysabel & Julian = 3,767)

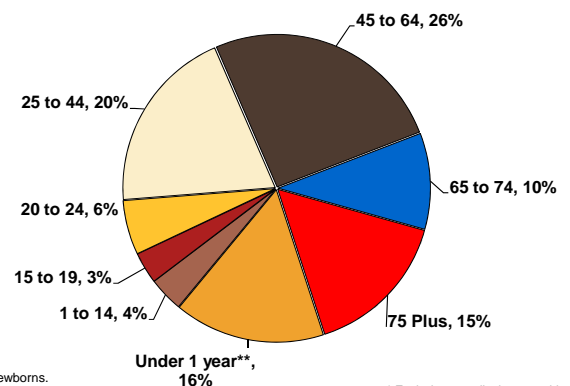


*Excludes 369 normal newborns discharges.

Source: California Department of Health Services Center for Health Statistics

Discharges by Age Category*

(Total 2006 Discharges in Ramona, Santa Ysabel & Julian = 3,767)



** Includes 369 newborns.

Source: OSHP&D/PPH Planning Research

* Excludes 483 discharges with unknown age.

DESCRIPTION OF PALOMAR POMERADO HEALTH SERVICE AREA

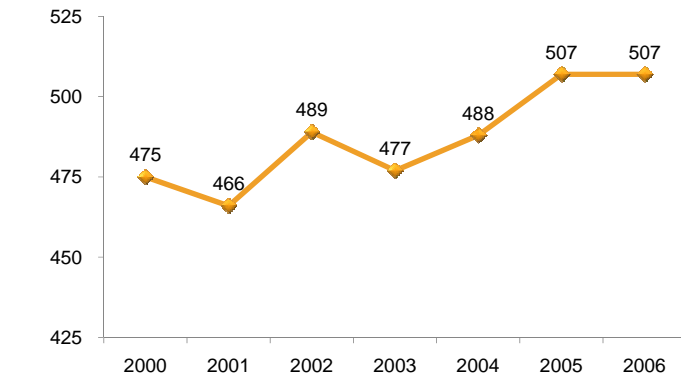
Ramona, Santa Ysabel & Julian (continued)

Birth Profile

Review of the birth profile of mothers living in the Ramona, Santa Ysabel & Julian area found:

- During 2006, 507 live births among Ramona, Santa Ysabel & Julian area mothers.
- Between 2000 and 2006, the number of live births increased 6.7% from 475 to 507.
- During 2006, 84% of mothers received prenatal care during the first trimester while 12.6% waited until the second trimester to begin prenatal care. Only 1.6% either waited until the third trimester or received no prenatal care. (The prenatal care status of the remaining 1.8% is unknown.)
- 6.5% of the mothers were under age 20.
- 8.9% of infants were low birth weight (under 2500 grams).

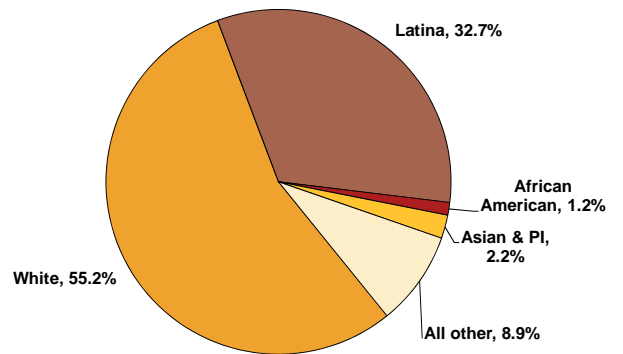
Live Births by Year – Ramona, Santa Ysabel & Julian



Source: CA Department of Health Services Center for Health Statistics

Race/Ethnic Category of Mother

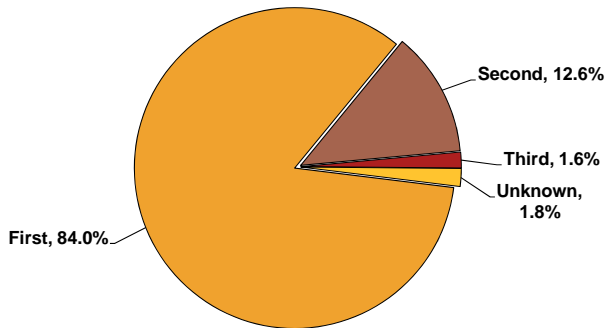
(2006 Ramona, Santa Ysabel & Julian)



Source: California Department of Health Services Center for Health Statistics

Prenatal Care

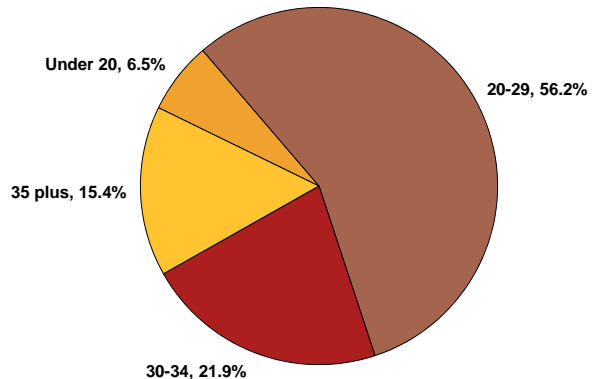
(2006 Ramona, Santa Ysabel & Julian)



Source: California Department of Health Services Center for Health Statistics

Age Category of Mother

(2006 Ramona, Santa Ysabel & Julian)



Source: California Department of Health Services Center for Health Statistics

DESCRIPTION OF PALOMAR POMERADO HEALTH SERVICE AREA

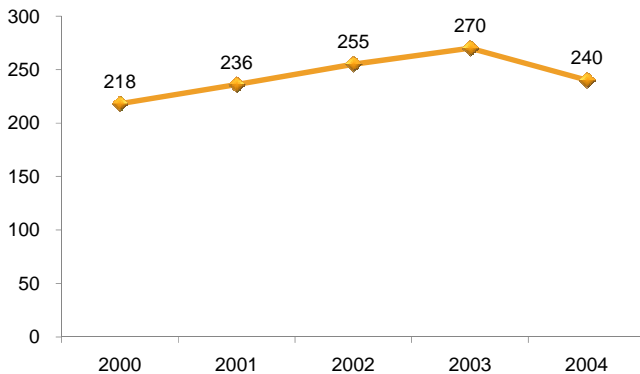
Ramona, Santa Ysabel & Julian (continued)

Leading Causes of Death

Review of the 2004 leading causes of death (*most recent data available*) among persons living in the Ramona, Santa Ysabel & Julian area found:

- During 2004, 240 Ramona, Santa Ysabel and Julian area residents died.
- During this period 49.9% of the deaths were among persons age 75 and older.
- The four leading causes of death in 2004, accounting for 60.8% of all deaths, were:
 - Cancer — 73 deaths, accounting for 30.4% of all deaths
 - Diseases of the heart — 36 deaths, accounting for 15.0% of all deaths
 - Stroke — 19 deaths, accounting for 7.9% of all deaths
 - Unintentional — 18 deaths, accounting for 7.5% of all deaths

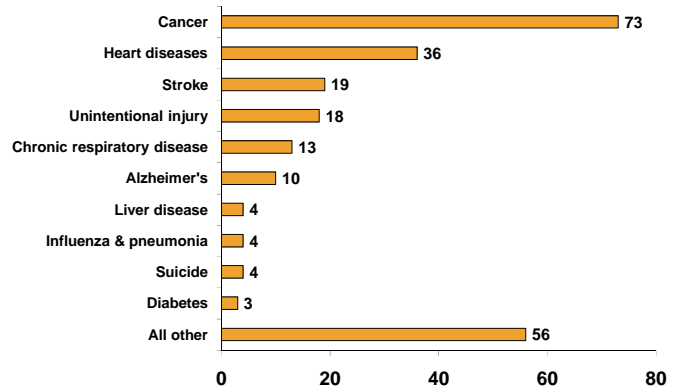
Deaths by Year – Ramona, Santa Ysabel & Julian



Source: CA Department of Health Services
Center for Health Statistics

Deaths by Cause of Death

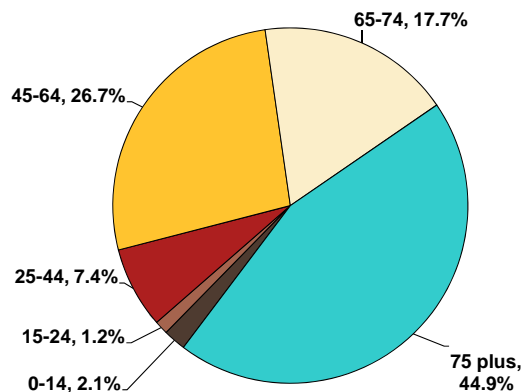
(2004 Ramona, Santa Ysabel & Julian)



Source: California Department of Health Services
Center for Health Statistics

Deaths by Age Category

(2004 Ramona, Santa Ysabel & Julian)



Source: California Department of Health Services
Center for Health Statistics