



Board of Directors

Meeting Agenda Packet

June 9, 2025



Board of Directors

*Jeffrey D. Griffith, EMT-P, Chair
Michael Pacheco, Vice Chair
Linda Greer, RN, Treasurer
Theresa Corrales, RN, Secretary
John Clark, Director
Laurie Edwards-Tate, MS, Director
Abbi Jahaaski, MSN, BSN, RN, Director*

Diane Hansen, President and CEO

*Regular meetings of the Board of Directors are held on the second Monday of each month at 6:30 p.m.,
unless indicated otherwise.*

*For an agenda, locations or further information please
visit our website at www.palomarhealth.org, or call (760) 740-6375*

Our Mission

*To heal, comfort, and promote health
in the communities we serve*

Our Vision

*Palomar Health will be the health system of choice for patients, physicians and employees, recognized
nationally for the highest quality of clinical care and access to comprehensive services*

Our Values

*Compassion - Providing comfort and care
Integrity - Doing the right thing for the right reason
Teamwork - Working together toward shared goals*

*Excellence - Aspiring to be the best
Service - Serving others and our community
Trust - Delivering on promises*

BOARD OF DIRECTORS

Meeting Agenda

Monday, June 9, 2025
6:30 p.m.

Please see page 3 of agenda for meeting location

	The Board may take action on any of the items listed below, including items specifically labeled "Informational Only"	Time	Form A Page	Target
Call To Order				6:30
1.	Establishment of Quorum	1		6:31
2.	Opening Ceremony	4		6:35
	a. Pledge of Allegiance to the Flag			
3.	Public Comments¹	30		7:05
4.	Presentations – Informational Only	5		7:10
	a. Patient Experience Video			
5.	Approval of Minutes (ADD A)	5		7:15
	a. Regular Session Board of Directors Meeting – Monday, May 12, 2025 (Pp 9-17)			
	b. Special Closed Session Board of Directors Meeting – Monday, May 12, 2025 (Pp 18-20)			
	c. Special Closed Session Board of Directors Meeting – Thursday, May 8, 2025 (Pp 21-22)			
6.	Approval of Agenda to accept the Consent Items as listed (ADD B)	5		7:20
	a. Palomar Medical Center Escondido Medical Staff Credentialing and Reappointments (Pp 24-26)		6	
	b. Palomar Medical Center Poway Medical Staff Credentialing and Reappointments (Pp 27-30)		7	
	c. YTD FY2025 and April 2025 Financials (Pp 31-57)			
7.	Reports – Informational Only			
	a. Medical Staff			
	i. Chief of Staff-Elect, Palomar Medical Center Escondido – Kanchan Koirala, MD	5		7:25

	II. Chief of Staff, Palomar Medical Center Poway – Mark Goldsworthy, MD	5		7:30
	b. Administration			
	I. President and CEO – Diane Hansen	5		7:35
	II. Chair of the Board – Jeff Griffith, E.M.T.-P.	5		7:40
8.	Approval of Bylaws, Charters, Resolutions and Other Actions	5		7:45
	Agenda Item	Committee/ Department	Action	
	a. Recommendation of Qualified Audit Firm to Conduct Annual Audit for FY2026	Audit & Compliance	Review/ Approve	
9.	Board Committees – Informational Only (ADD C)	5		7:50
	a. Audit & Compliance Committee – Michael Pacheco, Committee Chair (Pp 59)			
	b. Community Relations Committee – Terry Corrales, Committee Chair			
	c. Finance Committee – Linda Greer, Committee Chair (Pp 60)			
	d. Governance Committee – Jeff Griffith, Committee Chair			
	e. Human Resources Committee – Terry Corrales, Committee Chair			
	f. Quality Review Committee – Linda Greer, Committee Chair (Pp 61)			
	g. Strategic & Facilities Planning – Michael Pacheco, Committee Chair			
Final Adjournment				7:50

NOTE: If you need special assistance to participate in the meeting, please call 760.740.6375 with requests 48 hours prior to the event, so we may provide reasonable accommodations.

¹ 3 minutes allowed per speaker. For further details, see Request for Public Comment Process and Policy on page 4 of agenda.

Board of Directors Meeting Location Options

Palomar Medical Center Escondido
1st Floor Conference Room
2185 Citracado Parkway, Escondido, CA 92029

- Elected Board Members of the Palomar Health Board of Directors will attend at this location, unless otherwise noticed below
- Non-Board member attendees, and members of the public may also attend at this location

<https://www.microsoft.com/en-us/microsoft-teams/join-a-meeting?rtc=1>

Meeting ID: 277 533 693 824

Passcode: TT2Yh7oC

or

Dial in using your phone at 929.352.2216; Access Code: 444 027 050#¹

- Non-Board member attendees, and members of the public may also attend the meeting virtually utilizing the above link

¹ New to Microsoft Teams? Get the app now and be ready when your first meeting starts: [Download Teams](#)

DocID: 21790
Revision: 9
Status: Official

Source:
Administrative
Board of Directors

Applies to Facilities:
All Palomar Health Facilities

Applies to Departments:
Board of Directors

Policy: Public Comments and Attendance at Public Board Meetings

I. PURPOSE:

A. It is the intention of the Palomar Health Board of Directors to hear public comment about any topic that is under its jurisdiction. This policy is intended to provide guidelines in the interest of conducting orderly, open public meetings while ensuring that the public is afforded ample opportunity to attend and to address the board at any meetings of the whole board or board committees.

II. DEFINITIONS:

A. None defined.

III. TEXT / STANDARDS OF PRACTICE:

- A. There will be one-time period allotted for public comment at the start of the public meeting. Should the chair determine that further public comment is required during a public meeting, the chair can call for such additional public comment immediately prior to the adjournment of the public meeting. Members of the public who wish to address the Board are asked to complete a [Request for Public Comment form](#) and submit to the Board Assistant prior to or during the meeting. The information requested shall be limited to name, address, phone number and subject, however, the requesting public member shall submit the requested information voluntarily. It will not be a condition of speaking.
- B. Should Board action be requested, it is encouraged that the public requestor include the request on the *Request for Public Comment* as well. Any member of the public who is speaking is encouraged to submit written copies of the presentation.
- C. The subject matter of any speaker must be germane to Palomar Health's jurisdiction.
- D. Based solely on the number of speaking requests, the Board will set the time allowed for each speaker prior to the public sections of the meeting, but usually will not exceed 3 minutes per speaker, with a cumulative total of thirty minutes.
- E. Questions or comments will be entertained during the "Public Comments" section on the agenda. All public comments will be limited to the designated times, including at all board meetings, committee meetings and board workshops.
- F. All voting and non-voting members of a Board committee will be seated at the table. Name placards will be created as placeholders for those seats for Board members, committee members, staff, and scribes. Any other attendees, staff or public, are welcome to sit at seats that do not have name placards, as well as on any other chairs in the room. For Palomar Health Board meetings, members of the public will sit in a seating area designated for the public.
- G. In the event of a disturbance that is sufficient to impede the proceedings, all persons may be excluded with the exception of newspaper personnel who were not involved in the disturbance in question.
- H. The public shall be afforded those rights listed below (Government Code Section 54953 and 54954).
 - 1. To receive appropriate notice of meetings;
 - 2. To attend with no pre-conditions to attendance;
 - 3. To testify within reasonable limits prior to ordering consideration of the subject in question;
 - 4. To know the result of any ballots cast;
 - 5. To broadcast or record proceedings (conditional on lack of disruption to meeting);
 - 6. To review recordings of meetings within thirty days of recording; minutes to be Board approved before release,
 - 7. To publicly criticize Palomar Health or the Board; and
 - 8. To review without delay agendas of all public meetings and any other writings distributed at the meeting. I. This policy will be reviewed and updated as required or at least every three years.

(REFERENCED BY [Public Comment Form](#))

Paper copies of this document may not be current and should not be relied on for official purposes. The current version is in Lucidoc at

[https://www.lucidoc.com/cgi/doc-gw.pl?ref=pphealth:21790\\$9](https://www.lucidoc.com/cgi/doc-gw.pl?ref=pphealth:21790$9).

Palomar Health Board of Directors Meeting

Meeting will begin at 6:30 p.m.



Request for Public Comments

If you would like to make a public comment, submit your request by doing the following:

- In Person: Submit a Public Comment Form, or verbally submit a request, to the Board Clerk
- Virtual: Enter your name and “Public Comment” in the chat function

Those who submit a request will be called on during the Public Comments section and given 3 minutes to speak.

Public Comments Process

Pursuant to the Brown Act, the Board of Directors can only take action on items listed on the posted agenda. To ensure comments from the public can be made, there is a 30 minute public comments period at the beginning of the meeting. Each speaker who has requested to make a comment is granted three (3) minutes to speak. The public comment period is an opportunity to address the Board of Directors on agenda items or items of general interest within the subject matter jurisdiction of Palomar Health.

Palomar Medical Center Escondido Medical Staff Credentialing Recommendations

TO: Board of Directors

MEETING DATE: June 9, 2025

FROM: Kanchan Koirala, M.D., Chief of Staff, Palomar Medical Center Escondido

Background: Credentialing Recommendations from the Medical Executive Committee of Palomar Medical Center Escondido.

Budget Impact: None

Staff Recommendation: Recommend Approval

Committee Questions:

COMMITTEE RECOMMENDATION: Approval

Motion: X

Individual Action:

Information:

Required Time:

**Palomar Medical Center Poway
Medical Staff Credentials Recommendations
May, 2025**

TO: Board of Directors

MEETING DATE: Monday, June 9, 2025

FROM: Mark Goldsworthy, M.D., Chief of Staff, Palomar Medical Center Poway

Background: Monthly credentials recommendations from the Palomar Medical Center Poway Medical Executive Committee for approval by the Board of Directors.

Budget Impact: None

Staff Recommendation: Recommend Approval

Committee Questions:

COMMITTEE RECOMMENDATION: Approval

Motion: X

Individual Action:

Information:

Required Time:

ADDENDUM A

Board of Directors Meeting Minutes – Monday, May 12, 2025	
Agenda Item	
<ul style="list-style-type: none"> Discussion 	Conclusion/Action/Follow Up
Notice of Meeting	
<p>Notice of Meeting was posted at the Palomar Health Administrative Office at 2125 Citracado Parkway, Suite 300, Escondido, CA. 92029, as well as on the Palomar Health website, on Friday, May 9, 2025, which is consistent with legal requirements.</p>	
Call To Order	
<p>The meeting, which was held at the Palomar Medical Center Escondido, First Floor Conference Room at 2185 Citracado Parkway, Escondido, CA. 92029, and called to order at 6:30 p.m. by Vice Chair Michael Pacheco, as Board Chair Jeff Griffith attended virtually.</p>	
1. Establishment of Quorum	
<p>Quorum comprised of Directors Clark, Corrales, Edwards-Tate, Greer, Griffith, Jahaaski, Pacheco</p> <p>Absences:</p>	
2. Opening Ceremony	
<p>The Pledge of Allegiance was recited in unison led by Director John Clark.</p>	

<i>Board of Directors Meeting Minutes – Monday, May 12, 2025</i>	
<i>Agenda Item</i>	
<ul style="list-style-type: none"> <i>Discussion</i> 	<i>Conclusion/Action/Follow Up</i>
3. Public Comments	
<ul style="list-style-type: none"> No public comments 	
4. Approval of Minutes	
a. Regular Session Board of Directors Meeting - Monday, April 14, 2025	<p>MOTION: By Director Greer, 2nd by Director Jahaaski and carried to approve the Monday, April 14, 2025, Regular Session Board of Directors Meeting minutes as written.</p> <p>Roll call voting was utilized. Director Clark – aye Director Corrales – aye Director Edwards-Tate – aye Director Greer – aye Director Griffith – absent Director Jahaaski – aye Director Pacheco – aye Vice Chair Pacheco announced that six board members were in favor. None opposed. No abstention. One absent. Motion approved.</p>
<ul style="list-style-type: none"> No discussion 	

Board of Directors Meeting Minutes – Monday, May 12, 2025

Agenda Item

<i>• Discussion</i>	<i>Conclusion/Action/Follow Up</i>
<i>b. Special Closed Session Board of Directors Meeting – Monday, April 14, 2025</i>	<p>MOTION: By Director Clark, 2nd by Director Pacheco and carried to approve the Monday, April 14, 2025, Special Closed Session Board of Directors Meeting minutes as written.</p> <p>Roll call voting was utilized. Director Clark – aye Director Corrales – aye Director Edwards-Tate – aye Director Greer – aye Director Griffith – absent Director Jahaaski – aye Director Pacheco – aye Vice Chair Pacheco announced that six board members were in favor. None opposed. No abstention. One absent. Motion approved.</p>
<i>• No discussion</i>	

Board of Directors Meeting Minutes – Monday, May 12, 2025

Agenda Item

<i>• Discussion</i>	<i>Conclusion/Action/Follow Up</i>
<i>c. Special Closed Session Board of Directors Meeting – Wednesday, April 23, 2025</i>	MOTION: By Director Greer, 2 nd by Director Clark and carried to approve the Wednesday, April 23, 2025, Special Closed Session Board of Directors Meeting minutes as written. Roll call voting was utilized. Director Clark – aye Director Corrales – aye Director Edwards-Tate – aye Director Greer – aye Director Griffith – aye Director Jahaaski – aye Director Pacheco – aye Vice Chair Pacheco announced that seven board members were in favor. None opposed. No abstention. None absent. Motion approved.
<i>• No discussion</i>	
6. Approval of Agenda to accept the Consent Items as listed	

Board of Directors Meeting Minutes – Monday, May 12, 2025

Agenda Item

<i>• Discussion</i>	<i>Conclusion/Action/Follow Up</i>
<i>a. Palomar Medical Center Escondido Medical Staff Credentialing and Reappointments b. Palomar Medical Center Poway Medical Staff Credentialing and Reappointments c. YTD FY2025 and March 2025 Financials</i>	MOTION: By Director Edwards-Tate, 2 nd by Director Jahaaski and carried to approve Consent Agenda items 6, a through c as presented. Roll call voting was utilized. Director Clark – aye Director Corrales – aye Director Edwards-Tate – aye Director Greer – aye Director Griffith – aye Director Jahaaski – aye Director Pacheco – aye Vice Chair Pacheco announced that seven board members were in favor. None opposed. No abstention. None absent. Motion approved.
<i>• No discussion</i>	
7. Reports – Informational Only	
a. Medical Staffs	
<i>I. Palomar Medical Center Escondido</i>	
<i>Palomar Medical Center Escondido Chief of Staff, Dr. Kanchan Koirala, provided a verbal report.</i>	
<i>II. Palomar Medical Center Poway</i>	
<i>Palomar Medical Center Poway Chief of Staff, Dr. Mark Goldsworthy, provided a verbal report.</i>	

Board of Directors Meeting Minutes – Monday, May 12, 2025	
Agenda Item	
<ul style="list-style-type: none"> Discussion 	Conclusion/Action/Follow Up
b. Administrative	
I. President and CEO	
Palomar Health President & CEO Diane Hansen provided a verbal report.	
II. Vice Chair of the Board	
Palomar Health Vice Chair of the Board Michael Pacheco provided a verbal report.	
8. Approval of Bylaws, Charters, Resolutions and Other Actions	
a. Resolution No. 05.12.25(01)-07 of the Board of Directors of Palomar Health Ratifying the Opening of a Deposit Account in Accordance with the Sharp Forbearance Agreement	<p>MOTION: By Director Greer, 2nd by Director Clark and carried to approve Resolution No. 05.12.25(01)-07 of the Board of Directors of Palomar Health Ratifying the Opening of a Deposit Account in Accordance with the Sharp Forbearance Agreement</p> <p>Roll call voting was utilized. Director Clark – aye Director Corrales – aye Director Edwards-Tate – aye Director Greer – aye Director Griffith – aye Director Jahaaski – aye Director Pacheco – aye Vice Chair Pacheco announced that seven board members were in favor. None opposed. No abstention. None absent. Motion approved.</p>

Board of Directors Meeting Minutes – Monday, May 12, 2025

Agenda Item

<ul style="list-style-type: none"><i>Discussion</i>	<i>Conclusion/Action/Follow Up</i>
<ul style="list-style-type: none"><i>No discussion</i>	
<p><i>b. Board of Directors Code of Conduct (68552)</i></p>	<p>MOTION: By Director Greer, 2nd by Director Jahaaski and carried to approve Board of Directors Code of Conduct (68552) as presented.</p> <p>Roll call voting was utilized. Director Clark – abstain Director Corrales – aye Director Edwards-Tate – aye Director Greer – aye Director Griffith – aye Director Jahaaski – aye Director Pacheco – aye Vice Chair Pacheco announced that six board members were in favor. None opposed. One abstention. None absent. Motion approved.</p>
<ul style="list-style-type: none"><i>Board discussion ensued</i>	
9. Board Committees – Informational Only	
<i>a. Audit & Compliance Committee – Michael Pacheco, Committee Chair</i>	
<ul style="list-style-type: none"><i>Director Michael Pacheco provided a verbal update</i>	

Board of Directors Meeting Minutes – Monday, May 12, 2025

Agenda Item

<ul style="list-style-type: none">Discussion	Conclusion/Action/Follow Up
b. Community Relations Committee – Terry Corrales, Committee Chair	
<ul style="list-style-type: none">Director Terry Corrales provided a verbal update	
c. Finance Committee – Linda Greer, Committee Chair	
<ul style="list-style-type: none">Director Linda Greer provided a verbal update	
d. Governance Committee – Jeff Griffith, Committee Chair	
<ul style="list-style-type: none">Chair Jeff Griffith provided a verbal update	
e. Human Resources Committee – Terry Corrales, Committee Chair	
<ul style="list-style-type: none">No verbal update was given.	
f. Quality Review Committee – Linda Greer, Committee Chair	
<ul style="list-style-type: none">Director Linda Greer provided a verbal update	
g. Strategic & Facilities Planning – Michael Pacheco, Committee Chair	
<ul style="list-style-type: none">Director Michael Pacheco provided a verbal update	
Final Adjournment	
<ul style="list-style-type: none">There being no further business, Vice Chair Michael Pacheco adjourned the meeting at 6:49 p.m.	

Board of Directors Meeting Minutes – Monday, May 12, 2025

Agenda Item

- *Discussion*

Conclusion/Action/Follow Up

Signatures:


Board Secretary

Terry Corrales, R.N.

Board Clerk

Carla Albright

<i>Special Closed Session Board of Directors Minutes – Monday, May 12, 2025</i>	
<i>Agenda Item</i>	<i>Conclusion / Action</i>
<i>Discussion</i>	
Notice of Meeting	
Notice of Meeting was posted at the Palomar Health Administrative Office at 2125 Citracado Parkway, Suite 300, Escondido, CA. 92029, as well as on the Palomar Health website, on Friday, May 9, 2025, which is consistent with legal requirements.	
I. Call To Order	
The meeting, which was held in the Palomar Medical Center Escondido, First Floor Conference Room at 2185 Citracado Parkway, Escondido, CA. 92029, and virtually, was called to order at 5:30 p.m. by Vice Chair Michael Pacheco, as Board Chair Jeff Griffith attended virtually.	
II. Establishment Of Quorum	
Quorum was established via roll call comprising of Directors Clark, Corrales, Edwards-Tate, Greer, Griffith*, Jahaaski, Pacheco	
Absences:	
*Jeff Griffith joined at 5:47 p.m.	
III. Public Comments	
<ul style="list-style-type: none"> No public comments 	

IV. Adjournment To Closed Session		
a. Pursuant to California Government Code § 54956.9(d)(2)—CONFERENCE WITH LEGAL COUNSEL—ANTICIPATED LITIGATION—Significant exposure to litigation pursuant to paragraph (2) or (3) of subdivision (d) of Section 54956.9: One (1) potential case		
b. Pursuant to California Government Code § 54962 and California Health & Safety Code § 32106—REPORT INVOLVING TRADE SECRET—Discussion will concern: proposed new service or program. Estimated date of public disclosure: September 30, 2025		
c. Pursuant to California Government Code § 54962 and California Health & Safety Code § 32106—REPORT INVOLVING TRADE SECRET—Discussion will concern: proposed new service or program. Estimated date of public disclosure: December 1, 2025		
V. Re-Adjournment To Open Session		
VI. Action Resulting From Closed Session – if any		
<ul style="list-style-type: none"> No action was taken in closed session. 		
VII. Final Adjournment		
There being no further business, Vice Chair Michael Pacheco adjourned the meeting at 6:06 p.m.		
Signatures:	<div style="text-align: center;">  Board Secretary </div>	<div style="text-align: center;">  Terry Corrales, RN </div>

	<i>Board Clerk</i>	<hr/> <i>Carla Albright</i>
--	--------------------	-----------------------------

DRAFT

<i>Special Closed Session Board of Directors Minutes – Thursday, May 8, 2025</i>	
<i>Agenda Item</i>	<i>Conclusion / Action</i>
<i>Discussion</i>	
Notice of Meeting	
Notice of Meeting was posted at the Palomar Health Administrative Office at 2125 Citracado Parkway, Suite 300, Escondido, CA. 92029, as well as on the Palomar Health website, on Wednesday, May 7, 2025, which is consistent with legal requirements.	
I. Call To Order	
The meeting, which was held in the Linda Greer Board Room, Suite 300, 2125 Citracado Parkway, Escondido, CA. 92029, and virtually, was called to order at 10:05 a.m. by Vice Chair Michael Pacheco, as Board Chair Jeff Griffith attended virtually.	
II. Establishment Of Quorum	
Quorum was established via roll call comprising of Directors Clark, Corrales, Edwards-Tate, Greer, Griffith, Jahaaski, Pacheco	
Absences:	
III. Public Comments	
<ul style="list-style-type: none"> No public comments 	

IV. Adjournment To Closed Session

- a. Pursuant to California Government Code § 54962 and California Health & Safety Code § 32106—REPORT INVOLVING TRADE SECRET—Discussion will concern: proposed new service or program. Estimated date of public disclosure: December 1, 2025

V. Re-Adjournment To Open Session

VI. Action Resulting From Closed Session – if any

- No action was taken in closed session.

VIII. Final Adjournment

There being no further business, Vice Chair Michael Pacheco adjourned the meeting at 10:59 a.m.

Signatures:

Board Secretary

Terry Corrales, RN

Board Assistant

Carla Albright

ADDENDUM B

Palomar Medical Center Escondido
2185 Citracado Parkway
Escondido, CA 92029
(442) 281-1005 (760) 233-7810 fax
Medical Staff Services

June 4, 2025

To: Palomar Health Board of Directors

From: Kanchan Koirala, M.D., Chief of Staff
Palomar Medical Center Escondido Medical Executive Committee

Board Meeting Date: June 9, 2025

Subject: Palomar Medical Center Escondido Credentialing Recommendations

Provisional Appointment (06/09/2025 to 05/31/2027)

Aasar, Abdul-Rahman S., M.D. - Teleradiology
Andry, James P., M.D. – Orthopaedic Surgery
Carter, Emma G., M.D. - Neurology
Evans, Brian D., D.M.D. – Surgery, Oral & Maxillofacial
Glynn, Natalia P., M.D. – Emergency Medicine
Hammer, Daniel, D.D.S. – Surgery, Oral & Maxillofacial
Kuk, Raafat J., M.D. – Critical Care, Trauma
Vakani, Vishal R., M.D. – Family Medicine
Wyckoff, Stephanie M., M.D. – Obstetrics and Gynecology

Advance from Provisional to Courtesy Category

Rocha Cabrero, Franklyn, M.D.- Neurology- Dept. Of Medicine (07/01/2025 to 02/28/2027)

Advance from Provisional to Active Category

Adlouni, Loubaba A., M.D. – Pediatrics - Dept. of Pediatrics (07/01/2025 to 07/31/2025)
Archambault, Christian F., M.D.-Pediatrics - Dept. of Pediatrics (07/01/2025 to 07/31/2026)
Baker, David A., D.O.- Neurology- Dept. of Medicine (07/01/2025 to 01/31/2027)
Chang, Irene S., M.D.-Pediatrics- Dept. of Pediatrics (07/01/2025 to 10/31/2026)
Coin, Catherine C., D.O.- Anesthesia- Dept. Of Anesthesia (07/01/2025 to 08/31/2026)
Dybas, Matthew, M.D. - Emergency Medicine- Dept. of Emergency Medicine (07/01/2025 to 03/31/2027)
Emeruwa, Ukachi N., M.D.- Maternal-Fetal Medicine- Dept. of OB/GYN (07/01/2025 to 09/30/2026)
Eaton, Philip D., D.O. – Diagnostic Radiology- Dept. of Radiology (07/01/2025 to 12/31/2026)
Friedman, Jaime B., M.D. – Pediatrics- Dept. of Pediatrics (07/01/2025 to 04/30/2026)
Lindback, Sarah M., M.D.- Pediatrics- Dept. of Pediatrics (07/01/2025 to 03/31/2027)
Lostetter, Adrienne L., M.D.-Pediatrics- Dept. of Pediatrics (07/01/2025 to 04/30/2027)
Lym, Ryan L., M.D.- Pediatrics- Dept. of Pediatrics (07/01/2025 to 11/30/2025)
Mandava, Veena, M.D. – Diagnostic Radiology- Dept. of Radiology (07/01/2025 to 01/31/2026)
Mazarei, Rahele, D.O.- Obstetrics and Gynecology- Dept. of OB/GYN (07/01/2025 to 03/31/2027)

Moreira, Lucila K., D.O.- Pediatrics- Dept. of Pediatrics (07/01/2025 to 11/30/2025)
 Mortimer, Dori R., M.D.- Pediatrics- Dept. of Pediatrics (07/01/2025 to 03/31/2027)
 Ramgren, Aileen N., D.O.- Pediatrics- Dept. of Pediatrics (07/01/2025 to 05/31/2027)
 Wang, Siyuan, D.O.- Emergency Medicine- Dept. of Emergency Medicine (07/01/2025 to 04/30/2026)

Physician Voluntary Resignation

Berger, Jonathan H., M.D. – Urology (eff. 07/01/2025)
 Boys, Joshua A., M.D.- Surgery, Cardiothoracic (eff. 07/01/2025)
 Chidi, Obiora O., M.D. – Emergency Medicine (eff. 06/26/2025)
 Dalal, Aparna M.D. – Anesthesiology (eff. 05/03/2025)
 Ebrahimi Adib, Tannaz, M.D. – Obstetrics and Gynecology (eff. 01/31/2025)
 Holdaway, Jessica N., M.D. – Emergency Medicine (eff. 05/01/2025)
 Kosmo, Michael A., M.D. – Hematology/Oncology (eff. 07/01/2025)
 Pevoto, Patrick S., M.D. – Obstetrics and Gynecology (eff. 06/30/2025)
 Shechter, Jesse M., M.D. – Emergency Medicine (05/01/2025)

Request for 2 Year Leave of Absence

Chan, Christopher A., D.D.S. – Surgery, Oral & Maxillofacial (03/18/2025 to 03/17/2027)
 Chang, Angel, M.D. – Physical Med & Rehab (07/01/2025 to 06/30/2027)
 Patel, Rachit, M.D. – Psychiatry (07/01/2025 to 06/30/2027)
 Presente, Asaf, M.D. – Critical Care (04/25/2025 to 04/24/2027)

Request for 18 Month Extension of Leave of Absence

Stern, Mark S., M.D. – Neurosurgery (06/05/2025 to 12/04/2026)

PALOMAR MEDICAL CENTER ESCONDIDO RECOMMENDATIONS FOR REAPPOINTMENT

Reappointments (effective 07/01/2025 to 06/30/2027)

Akrawe, Sandy P., M.D.	Internal Medicine	Dept. of Medicine	Active
Al Shawwaf, Ahmed M., MD	Internal Medicine	Dept. of Medicine	Active
Azadian, Moosa M., M.D.	Critical Care Medicine	Dept. of Medicine	Active
Cohen, Brad S., M.D.	Orthopaedic Surgery	Dept. of Ortho/Rehab	Courtesy
Delgado, George, M.D.	Family Practice	Dept. of Family Practice	Affiliate
Jenson, Peter M., M.D.	Family Practice	Dept. of Family Practice	Affiliate
Kadesky, Yale M., MD	Plastic Surgery	Dept. of Surgery	Active
Kayal, Anas, M.D.	Nephrology	Dept. of Medicine	Active
Kulas, Nicholas J., D.O.	Emergency Medicine	Dept. of Emergency Medicine	Active
Kulkarni, Ganesh A., MD	Internal Medicine	Dept. of Emergency Medicine	Active
Le, Brian B., M.D.	Ophthalmology	Dept. of Surgery	Active
Lee, Lillian C., M.D.	Ophthalmology	Dept. of Surgery	Courtesy
Louis, Matthew D., M.D.	Wound Care/Hyperbaric	Dept. of Surgery	Active
Mofid, Mehrdad Mark, MD	Plastic Surgery	Dept. of Surgery	Active
Mulvihill II, Daniel F., M.D.	Cardiovascular Disease	Dept. of Medicine	Active
Schultz Jr., James H., M.D.	Family Practice	Dept. of Family Practice	Affiliate
(*Category change from Active to Affiliate)			
Stein, Robert M., M.D.	Cardiovascular Disease	Dept. of Medicine	Active
Suttner, Denise M., M.D.	Pediatrics	Dept. of Pediatrics	Active
Yassin, Hazem M., M.D.	Internal Medicine	Dept. of Medicine	Active
Yoshii-Contreras, June, M.D.	Neurology	Dept. of Medicine	Active

Allied Health Professional Reappointments (effective 07/01/2025 to 06/30/2027)

Fausett, Kisha A., NNP	Dept. of Pediatrics	(Sponsor: Dr. Fatayerji)
Hustosky, David A., PA-C	Dept. of Ortho/Rehab	(Sponsors: Dr. Owsley, Dr. Brummel, Dr. Bried, Dr. Knutson, Dr. Palanca, Dr. Cohen, Dr. A. Patel)
Kimmel, Jennifer M.,	Dept. of Pediatrics	(Sponsor: Dr. Fatayerji)
Kolt, Thomas L., PA-C	Dept. of Surgery	(Sponsors: Lin, Cohen, Leon, Babkina, Cizmar, Brummel J, Anthony, Hinshaw, Kadesky, Dashtaei)

Certification by and Recommendation of Chief of Staff

As Chief of Staff of Palomar Medical Center Escondido, I certify that the procedures described in the Medical Staff Bylaws for appointment, reappointment or alteration of staff membership or the granting of privileges and that the policy of Palomar Health's Board of Directors regarding such practices have been properly followed. I recommend that the action requested in each case be taken by the Board of Directors.

Palomar Medical Center Poway
 Medical Staff Services
 15615 Pomerado Road
 Poway, CA 92064
 (858) 613-4538 (858) 613-4217 fax

Date: June 4, 2025
 To: Palomar Health Board of Directors – June 9, 2025 Meeting
 From: Mark Goldsworthy, M.D., Chief of Staff, PMC Poway Medical Staff
 Subject: Medical Staff Credentials Recommendations – May, 2025

Provisional Appointments: (06/09/2025 – 05/31/2027)

Abdul-Rahman Aasar, M.D., Teleradiology
 James Andry, M.D., Orthopedic Surgery
 Brian Evans, DMD, Oral & Maxillofacial Surgery
 Natalia Glynn, M.D., Emergency Medicine
 Daniel Hammer, DDS, Oral & Maxillofacial Surgery
 Vishal Vakani, M.D., Family Medicine

Biennial Reappointments: (07/01/2025 - 06/30/2027)

Sandy Akrawe, M.D., Internal Medicine, Active
 Ahmed Al Shawwaf, M.D., Internal Medicine, Active
 Moosa Azadian, M.D., Critical Care Medicine, Emergency Medicine, Active
 Brad Cohen, M.D., Orthopedic Surgery, Active (Includes The Villas at Poway)
 Yale Kadesky, M.D., Plastic Surgery, Active
 Anas Kayal, M.D., Nephrology, Active
 Nicholas Kulas, D.O., Emergency Medicine, Active
 Ganesh Kulkarni, M.D., Internal Medicine, Courtesy
 Brian Le, M.D., Ophthalmology, Courtesy
 Lillian Lee, M.D., Ophthalmology, Active
 Matthew Louis, M.D., Wound Care/Hyperbaric Medicine, Active (Includes The Villas at Poway)
 Mark Mofid, M.D., Plastic Surgery, Active
 Daniel Mulvihill, M.D., Cardiology, Active
 Grigoriy Patish, DPM, Podiatry, Affiliate
 Robert Stein, M.D., Cardiology, Courtesy
 Hazem Yassin, M.D., Internal Medicine, Active (Includes The Villas at Poway)
 June Yoshii-Contreras, M.D., Neurology, Active

Advancements to Active Category:

David Baker, D.O., Neurology, effective 07/01/2025 – 01/31/2027
 Catherine Coin, D.O., Anesthesiology, effective 07/01/2025 – 08/31/2026
 Matthew Dybas, M.D., Emergency Medicine, effective 07/01/2025 – 03/31/2027
 Philip Eaton, D.O. Diagnostic Radiology, effective 07/01/2025 – 12/31/2026
 Richard Mallo, M.D., Internal Medicine, effective 07/01/2025 – 07/31/2025 (Includes The Villas at Poway)
 Veena Mandava, M.D., Diagnostic Radiology, effective 07/01/2025 – 01/31/2026
 Siyuan Wang, D.O., Emergency Medicine, effective 07/01/2025 – 04/30/2026

Requests for 2 Year Leave of Absence:

Rachit Patel, M.D., Psychiatry, effective 04/30/2025 – 04/29/2027
 Richard Rose, M.D., Psychiatry, effective 05/14/2025 – 05/13/2027

Voluntary Resignations:

Kandan Baban, D.O., Cardiology, effective 05/02/2025
 Aparna Dalal, M.D., Anesthesiology, effective 05/03/2025
 Arben Dashi, M.D., Internal Medicine, effective 05/01/2025
 Jessica Holdaway, M.D., Emergency Medicine, effective 05/01/2025
 Jason Keri, M.D., Psychiatry, effective 05/01/2025
 Toby Myatt, M.D., Emergency Medicine, effective 05/06/2025
 Hamid Qazi, M.D., Family Medicine, effective 05/01/2025
 Jesse Shechter, M.D., Emergency Medicine, effective 05/01/2025

Allied Health Professional Biennial Reappointments: (07/01/2025 - 06/30/2027)

David Hustosky, PA, Sponsors Drs. Cohen, Patel, Bried, Owsley, Palanca, Brummel
 Thomas Kolt, PA, Sponsors Drs. Brummel, Anthony

Allied Health Professional Voluntary Resignations:

Holly Contreras, PA, (Surgery) effective 05/01/2025
 Beth Forbes, FNP (Surgery), effective 05/01/2025
 Kassandra Neuendorff, PA, (Surgery) effective 04/30/2025

PALOMAR MEDICAL CENTER POWAY: Certification by and Recommendation of Chief of Staff: As Chief of Staff of Palomar Medical Center Poway, I certify that the procedures described in the Medical Staff Bylaws for appointment, reappointment, or alternation of staff membership or the granting of privileges and the policy of the Palomar Health's Board of Directors regarding such practices have been properly followed. I recommend that the Board of Directors take the action requested in each case.

Provider Profiles




Aasar, Abdul-Rahman S., MD
PMC Escondido and PMC Poway

Status: Applicant
Specialty: Diagnostic Radiology
Department: Radiology



Andry, James P., MD
PMC Escondido and PMC Poway

Status: Applicant
Specialty: Orthopaedic Surgery
Department: Orthopaedic
Surgery/Rehab.



Carter, Emma G., MD
PMC Escondido

Status: Applicant
Specialty: Neurology
Department: Medicine



Evans, Brian D., DMD
PMC Escondido and PMC Poway

Status: Applicant
Specialty: Surgery, Oral &
Maxillofacial
Department: Surgery



Glynn, Natalia P., MD
PMC Escondido and PMC Poway

Status: Applicant
Specialty: Emergency Medicine
Department: Emergency Medicine



Hammer, Daniel A., DDS
PMC Escondido and PMC Poway

Status: Applicant
Specialty: Surgery, Oral &
Maxillofacial
Department: Surgery

Provider Profiles



Kuk, Raafat J., MD
PMC Escondido

Status: Applicant
Specialty: Surgery, Critical Care
Department: Trauma



Vakani, Vishal R., MD
PMC Escondido and PMC Poway

Status: Temporary Privileges
Specialty: Family Practice
Department: Family Practice



Wyckoff, Stephanie M., MD
PMC Escondido

Status: Temporary Privileges
Specialty: Obstetrics and
Gynecology
Department: OB/GYN

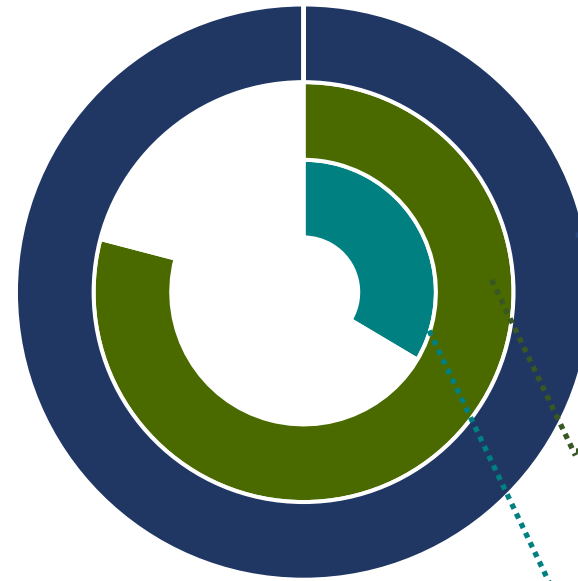
Margin Improvement / Turnaround Project Financial Update

Reporting Month: April 2025

Palomar Health has implemented a projected \$118.6M of initiatives and realized \$50.3M in improvement through April

Key high value initiatives include:

- ❑ **\$10.0M** **Denials Reduction** | Initial and fatal denials reduction
- ❑ **\$5.0M** **Corporate Services** | Departmental reductions and restructuring
- ❑ **\$5.7M** **Workforce** | Departmental productivity and premium pay management
- ❑ **\$4.5M** **NICU** | Program adjustments
- ❑ **\$4.7M** **Villas at Poway** | SNF volume and net income improvement
- ❑ **\$1.0M** **OP Imaging** | Revenue capture



\$244.6M

Pipeline (ann.)

\$150.0M

Target (ann.)

\$118.6M

Implemented TD¹

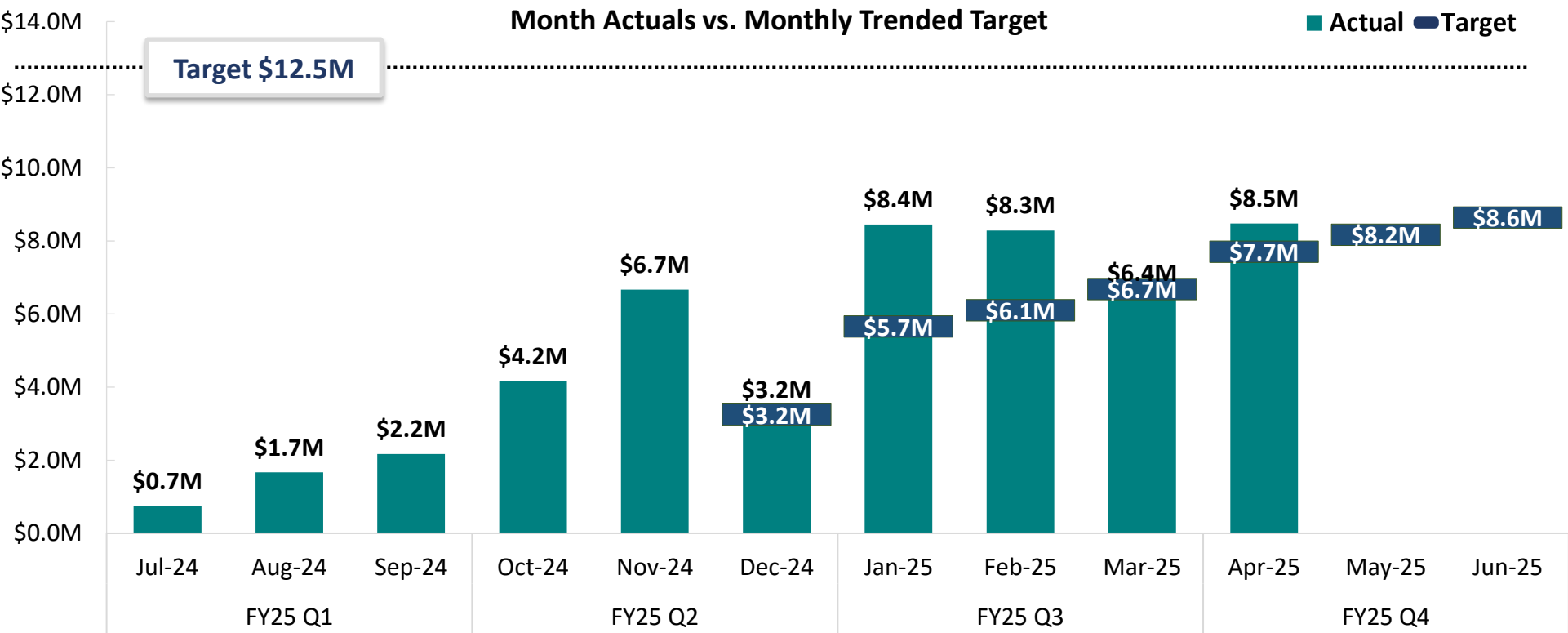
\$50.3M

Actuals TD

Implemented to date value has increased **\$8.7M** from **\$109.9M** presented on 4/23/25. Majority of this increase is attributed to Workforce initiatives, including **\$3.5M** in Perioperative staffing optimization and **\$2.2M** in premium pay reduction strategies. Remaining increases are due to finalized Purchased Services contracts and growth initiatives.

¹Implemented to date (TD) reflects pipeline initiatives actively implemented with and projected impact.

Initiative performance in April 2025 resulted in \$8.5M in realization, exceeding the monthly target of \$7.7M



April 2025
Reporting Month

\$12.5M
Target Run Rate (mon.)

\$7.7M
Trended Month Target¹

\$8.5M
Current Month Actuals

As targets increase each month building towards \$12.5M, initiative performance must be accelerated to achieve or exceed target. Current initiatives are not sufficient to achieve these outcomes; Palomar must prioritize high value initiatives, some of which are highlighted on previous page, and identify additional opportunities to implement

¹Workstream targets were established and communicated to board 1/27/25; actuals will be tracked against month targets moving forward. Monthly realization targets are trended to reflect initiative implementation timelines, building to a \$12.5M improvement to monthly run rate, annualized to \$150M

Continued expense management is required to achieve PHMG, Workforce, and Corporate targeted improvement

Workstream	March		April (Current Month)		May	Status
	Target	Actual	Target	Actual	Target	
Revenue Cycle	\$2.1M	\$4.1M	\$2.7M	\$4.1M	\$2.7M	
PHMG	\$0.8M	\$0.7M	\$0.9M	\$0.2M	\$1.0M	
Workforce & Periop	\$0.8M	(\$1.4M)	\$1.0M	\$0.4M	\$1.1M	
Corporate Services	\$0.8M	\$0.1M	\$0.9M	\$0.4M	\$1.0M	
Hospital Strategy	\$0.8M	\$0.6M	\$0.8M	\$0.7M	\$0.9M	
Care Transitions & PSA	\$1.0M	\$1.9M	\$1.0M	\$2.2M	\$1.0M	
Supply Chain & PS	\$0.4M	\$0.3M	\$0.4M	\$0.4M	\$0.4M	
Facilities & Real Estate	-	\$0.0M	\$0.0M	\$0.0M	\$0.0M	
Total:	\$6.7M	\$6.4M	\$7.7M	\$8.5M	\$8.2M	

Key Updates

- April revenue was lower than prior months, similar to FY24 trends. Expenses overall are being managed more tightly, specifically labor expenses remained respectively low at 49.2% of NPR vs 64.1% in April of prior FY
- Additional workforce management rigor required to mitigate upcoming inflationary pressures
- \$1.4M Contract Labor expense is lowest of FY; continued reduction to agency utilization
- Denials management improvement initiatives launched, targeting results in FY26
- FY26 initiatives have been outlined and will need to be implemented in the near term

April 2025

Reporting Month

\$7.7M

Trended Month Target

\$8.5M

Current Month Actuals

Status

On Track

Caution

At Risk

Fiscal Year 2025 Financial Performance

**Supplemental Section includes Palomar Health Medical Group (PHMG) and
Consolidating Schedules*

April 2025

<u>Page</u>	<u>Report</u>
3	Executive Summary
4-6	Management Discussion and Analysis
7-9	Executive Dashboard
10	Income Statement for Fiscal Period, Excludes PHMG
11	Income Statement for Current Year, Excludes PHMG
12	Income Statement for the Current Year versus Prior Year, Excludes PHMG
13	Income Statement for the Current Fiscal Year Trend, Excludes PHMG
14	Statement of Net Position excluding G.O. Bonds, Excludes PHMG
15	Statement of Net Position including G.O. Bonds, Excludes PHMG
16	Statement of Cash Flows, Excludes PHMG
18	Condensed Combining Statement of Net Position for the Fiscal Year-to-Date Ended April 30, 2025
19	Condensed Combining Statement of Revenue, Expenses, and Changes in Net Position for the Fiscal Year-to-Date Ended April 30, 2025
20	Condensed Combining Statement of Net Position
21	Condensed Combining Statement of Revenue, Expenses, and Changes in Net Position
22	Condensed Combining Statement of Cash Flows
23	Bond Covenants

Highlights for April 2025Revenue

- Gross Revenue was \$27.5M less than prior month and 4.1% below the prior 3-month average
- Even with these notes, Gross Charges were 4.8% above budget
- Net Patient Revenue was below budget by \$13.9M, with the primary issue being a need to increase reserves on a number of repriced claims

Volumes

- April continued to be a strong month for inpatient volumes, increasing the positive variance to budget and prior year for inpatient days and discharges
 - Acute Inpatient days are 3.6% higher than budget and acute discharges were 17.1%
- Adjusted discharges are still favorable to PY (5.2% up) but less favorable than inpatient discharges, reflecting lower outpatient utilization
- For both surgery and emergency room, the trend remains where IP is growing compared to last year and OP is down
 - OP Surgery is down 11.6% from PYTD
 - IP ED visits are up 18.7% from PYTD
 - Emergency Visits in April were above budget by 6.8%
- Infusion Therapy was above budget by 31.4% on the month and continued with strong growth,
- Length of Service dropped to 3.99 days in a nod to the Care Transitions work, which lead to fewer days and lower overall expenses

Expenses

- Total expenses were 8.8% favorable to budget and were significantly reduced over the prior quarter due to the turnaround plan
- Salaries were 9.7% favorable to budget
- Contract labor was flat to budget and was the first time this year this occurred

Other Highlights

- EBIDA* for April dropped to -3.9%, and dropped to 5.3% YTD
- Days Cash on Hand Consolidated for April was 16.6 days and represents an increase of 4.4 days
- Accounts Payable Current Liability was reduced by \$7.0M from the previous month
- Debt Service Coverage declined to (0.12) from 0.01 in March
- Finalizing 2026 budget
- Kicked off audit prep work 5/22/2025
- Workday build and testing continues towards an October 2025 go-live

*Excludes PHMG; YTD is Year-to-Date; PY is Prior year; PYTD is Prior Year-to-Date;

Net loss from operations for the month was \$6.9 million, unfavorable to budget by \$8.4 million. The year-to-date loss from operations was \$49.9 million with a \$48.7 million unfavorable variance. Net loss for the month was \$12.8 million, unfavorable to budget by \$12.2 million. Net loss year-to-date was \$74.0 million and unfavorable variance of \$60.0 million.

EBIDA margin for the month of April was unfavorable to budget by 16.5% and year-to-date EBIDA margin was unfavorable to budget by 6.3%. Additional comments and further analyses are presented in the following sections.

Patient Utilization

Inpatient (IP) Services

For April YTD, Acute Discharges for the District were 12.6% favorable to budget, and increased 11.0% YOY. Acute Average Daily Census was 9.0% favorable to budget, and increased 6.0% YOY. Total Average Daily Census was 1.1% favorable to budget, and is impacted by Villas patient days (28.3%) unfavorable to budget. Acute Adjusted Discharges were 6.4% favorable to budget, and increased 5.2% YOY. Acute Adjusted Patient Days were 3.0% favorable to budget, with no change YOY.

IP surgeries for PMC Escondido and PMC Poway were 5,098 cases (3.5% favorable to budget and 3.8% increase YOY). Emergent cases increased YOY due to a 18.7% increase to Inpatient ER Admits.

Deliveries for PMC Escondido were 2,888, which was (0.7%) unfavorable to budget and (4.3%) decrease YOY.

Trauma inpatient admissions were 1,664, which was 21.2% favorable to budget and 15.2% increase YOY.

Outpatient (OP) and Ancillary Services

OP surgeries for PMC Escondido and PMC Poway were 4,152 cases, which was (7.9%) unfavorable to budget and a (11.6%) decrease YOY. Outpatient ER visits were 85,745 (includes trauma), which was (5.7%) unfavorable to budget and a (1.3%) decrease YOY. OP registrations were (16.8%) unfavorable to budget and (13.7%) decrease YOY. ER inpatient admissions were 18.7% favorable to budget and increased 18.7% YOY.

Financial Performance**Operating Revenue**

Net Patient Revenue for the month was \$60.2 million, which was \$13.9 million (23.6%) unfavorable to budget.

Other Operating Revenue

Other Operating Revenue for the month was \$827 thousand, which was \$501 thousand (60.5%) unfavorable to budget.

Operating Expenses

Total Operating Expenses for the month were \$67.9 million, which was \$6.0 million (8.8%) favorable to budget.

Salaries, Wages & Contract Labor for the month were \$29.6 million, which was \$2.9 million (9.7%) favorable to budget.

Benefits for the month were \$7.0 million, which was \$1.9 million (27.9%) favorable to budget.

Supplies for the month were \$11.3 million, which was \$1.5 million (13.3%) unfavorable to budget due to service mix.

Professional Fees and Purchased Services for the month were \$13.1 million, which was \$1.0 million (7.7%) favorable to budget.

Depreciation & Amortization for the month was \$4.9 million, which was \$265 thousand (5.4%) favorable to budget.

Other Direct Expenses for the month were \$2.0 million, which was \$1.4 million (68.2%) favorable to budget.

Net Non-Operating Income/Expense

Net Non-Operating Loss for the month was \$5.9 million, which was \$4.3 million unfavorable to budget due to year-end investments.

Payor Mix, Net Days in Accounts Receivable (A/R) and Cash Collections

The percentages of Gross Patient Service Revenue from the Self-pay has increased roughly 1% over the prior year. Continued with good cash postings at \$60.6 million. Days in Net A/R are 68.3, a decrease of 1.6 days from the prior month.

Revenue Cycle – Key Performance Indicators (KPIs)

Key Performance Indicators (KPI)	December 2024	January 2025	February 2025	March 2025	April 2025
Total Net A/R (\$) ¹	153,128,078	157,290,461	156,624,969	161,106,820	150,972,595
Net Days in A/R (Days) ²	68.9	71.1	68.3	69.9	68.3
% AR > 90 Days	40.4%	40.2%	37.9%	39.5%	40.7%
% of Avoidable Denial Write-Offs	11.0%	10.1%	8.4%	6.1%	4.4%
Net Revenue Yield	100.4%	99.3%	98.8%	96.9%	103.4%

Balance Sheet

Cash, Cash Equivalents and Investments decreased in April by \$5.9 million primarily due to receipts of supplemental program funding.

The Days Cash On Hand ratio increased by 4.4 days from the prior month to 16.6 days consolidated.

¹ Total Net A/R: This is the total amount of accounts receivable which management expects to collect from patients, insurance companies, Medicare, Medi-Cal, in future months, for services to patients through the end of the current accounting period. This number is computed by subtracting estimated contractual adjustments, bad debt and charity write-offs from gross accounts receivable.

² Net Days in A/R (Days): The full name for this performance indicator is "Net Days of Revenue in Net Accounts Receivable." This statistic is a measure of the effectiveness of the organization's collections of revenue. For example, if the organization has average daily net revenues of \$2 million and \$140 million in Net A/R, then the organization has 70 days of net revenue/potential cash (\$140M divided by \$2M) tied up in its Accounts Receivable.

	Month					Year to Date				
	Actual Apr-25	Budget Apr-25	Budget Variance	Prior Year Apr-24	Prior Year Variance	Actual Apr-25	Budget Apr-25	Budget Variance	Prior Year Apr-24	Prior Year Variance
Key Volumes										
Discharges - Total	2,273	1,961	15.9%	1,856	22.5%	21,913	19,659	11.5%	19,834	10.5%
Acute - General	2,234	1,908	17.1%	1,778	25.7%	21,525	19,118	12.6%	18,941	13.6%
Acute - Behavioral Health	-	-	0.0%	38	(100.0%)	-	-	0.0%	444	(100.0%)
Acute Rehabilitation	-	-	0.0%	-	0.0%	-	-	0.0%	-	0.0%
Total Acute Discharges	2,234	1,908	17.1%	1,816	23.0%	21,525	19,118	12.6%	19,385	11.0%
The Villas at Poway	39	53	(26.4%)	40	(2.5%)	388	541	(28.3%)	449	(13.6%)
Patient Days - Total	11,388	11,872	(4.1%)	11,562	(1.5%)	120,059	118,816	1.1%	118,754	1.1%
Acute - General	8,909	8,602	3.6%	8,327	7.0%	93,406	85,669	9.0%	85,062	9.8%
Acute - Behavioral Health	-	-	0.0%	343	(100.0%)	-	-	0.0%	3,370	(100.0%)
Acute Rehabilitation	-	-	0.0%	-	0.0%	-	-	0.0%	-	0.0%
Total Acute Patient Days	8,909	8,602	3.6%	8,670	2.8%	93,406	85,669	9.0%	88,432	5.6%
The Villas at Poway	2,479	3,270	(24.2%)	2,892	(14.3%)	26,653	33,147	(19.6%)	30,322	(12.1%)
Acute Adjusted Discharges	3,583	3,200	12.0%	3,027	18.4%	34,105	32,066	6.4%	32,428	5.2%
Total Adjusted Discharges*	3,629	3,253	11.6%	3,069	18.3%	34,561	32,607	6.0%	32,889	5.1%
Acute Adjusted Patient Days	14,287	14,416	(0.9%)	14,450	(1.1%)	147,887	143,580	3.0%	147,847	0.0%
Total Adjusted Patient Days*	16,766	17,686	(5.2%)	17,342	(3.3%)	174,540	176,727	(1.2%)	178,169	(2.0%)
Calendar Days	30	30	0.0%	30	0.0%	304	304	0.0%	305	(0.3%)
Acute Average Daily Census	297	287	3.6%	289	2.8%	307	282	9.0%	290	6.0%
Total Average Daily Census*	380	396	(4.1%)	385	(1.5%)	395	391	1.1%	389	1.4%
Surgeries - Total	900	934	(3.7%)	914	(1.5%)	9,250	9,432	(1.9%)	9,608	(3.7%)
Inpatient	494	495	(0.2%)	501	(1.4%)	5,098	4,926	3.5%	4,912	3.8%
Outpatient	406	439	(7.5%)	413	(1.7%)	4,152	4,506	(7.9%)	4,696	(11.6%)
Deliveries	244	255	(4.3%)	260	(6.2%)	2,888	2,907	(0.7%)	3,018	(4.3%)
ER Visits (Includes Trauma) - Total	10,320	9,661	6.8%	10,055	2.6%	102,813	105,274	(2.3%)	101,258	1.5%
Inpatient	1,863	1,298	43.5%	1,487	25.3%	17,068	14,379	18.7%	14,385	18.7%
Outpatient	8,457	8,363	1.1%	8,568	(1.3%)	85,745	90,895	(5.7%)	86,873	(1.3%)

	Month					Year to Date				
	Actual	Budget	Budget	Prior Year	Prior Year	Actual	Budget	Budget	Prior Year	Prior Year
	Apr-25	Apr-25	Variance	Apr-24	Variance	Apr-25	Apr-25	Variance	Apr-24	Variance
Cardiac Cath RVUs	1,081	1,249	(13.5%)	1,343	(19.5%)	10,440	13,117	(20.4%)	12,725	(18.0%)
Escondido Interv. Radiology RVUs	874	873	0.1%	932	(6.2%)	9,397	9,265	1.4%	9,276	1.3%
Poway Interv. Radiology RVUs	249	270	(7.8%)	221	12.9%	2,628	2,578	1.9%	2,508	4.8%
Radiation Oncology RVUs	2,649	3,713	(28.7%)	3,200	(17.2%)	30,877	41,246	(25.1%)	31,787	(2.9%)
Infusion Therapy Hours	1,123	855	31.4%	842	33.5%	9,680	8,662	11.8%	7,563	28.0%
Imaging										
Escondido CAT Procedures	9,207	8,222	12.0%	8,237	11.8%	90,207	79,453	13.5%	79,953	12.8%
Poway CAT Procedures	2,736	2,403	13.9%	2,171	26.0%	26,436	24,784	6.7%	22,938	15.3%
Escondido MRI Procedures	529	394	34.3%	412	28.4%	4,746	3,744	26.8%	3,830	23.9%
Poway MRI Procedures	125	136	(8.4%)	140	(10.7%)	1,298	1,307	(0.7%)	1,391	(6.7%)
Escondido Diagnostic Rad. Procedures	6,667	6,938	(3.9%)	6,954	(4.1%)	70,131	69,875	0.4%	69,635	0.7%
Poway Diagnostic Rad. Procedures	2,182	2,348	(7.1%)	1,987	9.8%	22,365	23,057	(3.0%)	21,406	4.5%
*Includes The Villas at Poway										

	Month					Year to Date				
	Actual	Budget	Budget	Prior Year	Prior Year	Actual	Budget	Budget	Prior Year	Prior Year
	Apr-25	Apr-25	Variance	Apr-24	Variance	Apr-25	Apr-25	Variance	Apr-24	Variance
Key Statistics										
Acute Average LOS - Days	3.99	4.51	(11.5%)	4.77	(16.5%)	4.34	4.48	(3.2%)	4.56	(4.9%)
Acute - General	3.99	4.51	(11.5%)	4.68	(14.9%)	4.34	4.48	(3.2%)	4.49	(3.4%)
Acute Behavioral Health	0.00	0.00	0.0%	9.03	(100.0%)	0.00	0.00	0.0%	7.59	(100.0%)
Average Observation Hours	24	34	28.8%	34	(28.8%)	26	37	28.1%	37	(28.1%)
Acute Case Mix - Excludes Deliveries	1.69	1.71	1.2%	1.71	(1.2%)	1.71	1.77	3.4%	1.77	(3.4%)
Acute Case Mix -Medicare Only	1.71	1.73	1.2%	1.73	(1.2%)	1.69	1.78	5.1%	1.78	(5.1%)
Days Cash on Hand						14.7				
Financial Performance										
Operating Income	(6,894,302)	1,502,024	(8,396,326)	(22,181,995)	13,785,669	(49,905,852)	(1,181,604)	(48,724,248)	(50,769,513)	2,045,265
Net Income	(12,766,219)	(77,240)	(12,688,979)	(23,246,071)	10,557,092	(74,047,587)	(14,043,987)	(60,003,600)	(63,759,675)	3,756,075
Oper. Expenses/Adj. Patient Days	3,271	3,383	(3.3%)	3,929	(16.7%)	3,981	3,912	1.8%	3,713	7.2%
EBIDA Margin-Excludes PHMG	(1,995,362)	9,984,300	(11,979,662)	(13,614,182)	(1)	36,284,715	85,858,874	(49,574,159)	34,035,021	6.6%
EBIDA-Excludes PHMG	(3.30%)	13.2%	(16.5%)	(27.10%)	23.8%	5.3%	11.6%	(6.2%)	5.2%	0.1%

Note: Financial Performance excludes GO Bonds

	<u>Actual</u> <u>Apr 25</u>	<u>Budget</u> <u>Apr 25</u>	<u>Variance</u> <u>Apr 25</u>	<u>Variance</u>		<u>Dollars/Adjusted Patient Day</u>		
				<u>Volume</u>	<u>Rate/Eff</u>	<u>Actual</u>	<u>Budget</u>	<u>Variance</u>
Adjusted Patient Days	16,766	17,686	(920)					
Adjusted Discharges	3,629	3,253	376					
Operating Revenue								
Gross revenue	476,965,973	455,207,148	21,758,825	(23,679,214)	45,438,039	28,448.41	25,738.28	2,710.13
Deductions from revenue	(416,782,642)	(381,136,610)	(35,646,032)	19,826,172	(55,472,204)	(24,858.80)	(21,550.19)	(3,308.61)
Net patient revenue	60,183,331	74,070,538	(13,887,207)	(3,853,042)	(10,034,165)	3,589.61	4,188.09	(598.48)
Other operating revenue	827,507	1,328,165	(500,658)	(69,089)	(431,569)	49.36	75.10	(25.74)
Total net revenue	61,010,838	75,398,703	(14,387,865)	(3,922,131)	(10,465,734)	3,638.96	4,263.19	(624.22)
Operating Expenses								
Salaries, wages & contract labor	29,570,678	32,446,675	2,875,997	1,687,829	1,188,168	1,763.73	1,834.60	70.87
Benefits	7,000,351	8,954,039	1,953,688	465,776	1,487,912	417.53	506.28	88.75
Supplies	11,276,157	9,772,064	(1,504,093)	508,329	(2,012,422)	672.56	552.53	(120.03)
Prof fees & purch svcs	13,065,756	14,068,153	1,002,397	731,805	270,592	779.30	795.44	16.14
Depreciation & amortization	4,943,215	5,208,488	265,273	270,938	(5,665)	294.84	294.50	(0.34)
Other	2,048,983	3,447,260	1,398,277	179,321	1,218,956	122.21	194.91	72.70
Total expenses	67,905,140	73,896,679	5,991,539	3,843,998	2,147,541	4,050.17	4,178.26	128.09
Income from operations	(6,894,302)	1,502,024	(8,396,326)	(78,133)	(8,318,193)	(411.21)	84.93	(752.31)
Non-operating revenue (expense)								
Property tax revenues ¹	1,749,531	2,125,000	(375,469)					
Investment Income	1,814,809	881,113	933,696					
Interest Expense	(4,367,672)	(4,130,682)	(236,990)					
Non-operating depreciation & amortization	(1,459,970)	(722,370)	(737,600)					
Other non-operating revenue(expense)	(3,608,614)	267,676	(3,876,290)					
Net income(loss) ²	(12,766,218)	(77,239)	(12,688,979)					

EBIDA Margin (3.3%) 13.2% (16.5%)

1= Property Tax Revenue excludes G.O. Bonds Levy

2= Excludes G.O. Bonds income / expense

	<u>Actual</u> <u>Apr 25</u>	<u>Budget</u> <u>Apr 25</u>	<u>Variance</u> <u>Apr 25</u>	<u>Variance</u>		<u>Dollars/Adjusted Patient Day</u>		
				<u>Volume</u>	<u>Rate/Eff</u>	<u>Actual</u>	<u>Budget</u>	<u>Variance</u>
Adjusted Patient Days	174,540	176,727	(2,187)					
Adjusted Discharges	34,561	32,607	1,954					
Operating Revenue								
Gross revenue	4,827,355,890	4,673,077,789	154,278,101	(57,829,427)	212,107,528	27,657.59	26,442.35	1,215.24
Deductions from revenue	(4,156,090,476)	(3,944,881,874)	(211,208,604)	48,817,989	(260,026,591)	(23,811.68)	(22,321.90)	(1,489.78)
Net patient revenue	671,265,414	728,195,915	(56,930,503)	(9,011,438)	(47,919,063)	3,845.91	4,120.46	(274.54)
Other operating revenue	9,300,168	13,368,654	(4,068,486)	(165,437)	(3,903,049)	53.28	75.65	(22.36)
Total net revenue	680,565,582	741,564,569	(60,998,989)	(9,176,876)	(51,822,111)	3,899.20	4,196.10	(296.91)
Operating Expenses								
Salaries, wages & contract labor	315,287,465	327,666,272	12,378,805	4,054,876	8,323,931	1,806.39	1,854.08	47.69
Benefits	80,703,164	87,017,808	6,314,644	1,076,847	5,237,797	462.38	492.39	30.01
Supplies	103,785,465	100,437,252	(3,348,213)	1,242,913	(4,591,126)	594.62	568.32	(26.30)
Prof fees & purch svcs	149,745,888	141,779,152	(7,966,735)	1,754,520	(9,721,256)	857.95	802.25	(55.70)
Depreciation & amortization	51,369,267	51,372,339	3,072	635,734	(632,662)	294.31	290.69	(3.62)
Other	29,580,185	34,473,350	4,893,165	426,608	4,466,557	169.48	195.07	25.59
Total expenses	730,471,434	742,746,173	12,274,738	9,191,498	3,083,241	4,185.12	4,202.79	17.66
Income from operations	(49,905,852)	(1,181,604)	(48,724,248)	14,622	(48,738,870)	(285.93)	(6.69)	(314.57)
Non-operating revenue (expense)								
Property tax revenues ¹	20,103,739	21,250,000	(1,146,261)					
Investment Income	13,428,984	10,588,127	2,840,857					
Interest Expense	(44,195,937)	(41,306,819)	(2,889,118)					
Non-operating depreciation & amortization	(14,767,100)	(7,223,703)	(7,543,397)					
Other non-operating revenue(expense)	1,288,579	3,830,012	(2,541,433)					
Net income(loss) ²	(74,047,587)	(14,043,987)	(60,003,600)					

EBIDA Margin 5.3% 11.6% (6.2%)

1= Property Tax Revenue excludes G.O. Bonds Levy

2= Excludes G.O. Bonds income / expense

	<u>Actual</u> <u>Apr 25</u>	<u>Prior Year</u> <u>Apr 24</u>	<u>Variance</u> <u>Apr 25</u>	<u>Variance</u>		<u>Dollars/Adjusted Patient Day</u>		
				<u>Volume</u>	<u>Rate/Eff</u>	<u>Actual</u>	<u>Budget</u>	<u>Variance</u>
Adjusted Patient Days	174,540	178,169	(3,629)					
Adjusted Discharges	34,561	32,889	1,672					
Operating Revenue								
Gross revenue	4,827,355,890	4,441,901,308	385,454,582	(35,386,403)	420,840,985	30,596.65	27,929.28	2,667.37
Deductions from revenue	(4,156,090,476)	(3,809,700,002)	(346,390,476)	30,349,972	(376,740,446)	(26,342.05)	(23,954.20)	(2,387.85)
Net patient revenue	671,265,414	632,201,306	39,064,106	(5,036,431)	44,100,539	4,254.60	3,975.08	279.52
Other operating revenue	9,300,168	23,941,082	(14,640,914)	(190,727)	(14,450,187)	58.95	150.53	(91.59)
Total net revenue	680,565,582	656,142,388	24,423,192	(5,227,158)	29,650,352	4,313.55	4,125.62	187.93
Operating Expenses								
Salaries, wages & contract labor	315,287,465	323,117,583	7,830,116	2,574,116	5,256,002	1,998.35	2,031.66	33.31
Benefits	80,703,164	79,305,323	(1,397,841)	631,786	(2,029,627)	511.51	498.65	(12.86)
Supplies	103,785,465	98,726,764	(5,058,701)	786,507	(5,845,208)	657.81	620.76	(37.05)
Prof fees & purch svcs	149,745,888	127,774,175	(21,971,712)	1,017,913	(22,989,626)	949.12	803.40	(145.71)
Depreciation & amortization	51,369,267	45,350,602	(6,018,665)	361,286	(6,379,951)	325.59	285.15	(40.44)
Other	29,580,185	32,637,455	3,057,270	260,006	2,797,264	187.48	205.21	17.73
Total expenses	730,471,434	706,911,902	(23,559,533)	5,631,613	(29,191,145)	4,629.86	4,444.84	(185.02)
Income from operations	(49,905,852)	(50,769,514)	863,662	404,455	459,207	(316.31)	(319.22)	372.95
Non-operating revenue (expense)								
Property tax revenues ¹	20,103,739	19,732,614	371,125					
Investment Income	13,428,984	19,606,767	(6,177,783)					
Interest Expense	(44,195,937)	(41,466,709)	(2,729,228)					
Non-operating depreciation & amortization	(14,767,100)	(10,977,385)	(3,789,715)					
Other non-operating revenue(expense)	1,288,579	114,551	1,174,028					
Net income(loss) ²	(74,047,587)	(63,759,676)	(10,287,911)					

EBIDA Margin 5.3% 5.2% 0.1%

1= Property Tax Revenue excludes G.O. Bonds Levy

2= Excludes G.O. Bonds income / expense

	Jul 24	Aug 24	Sep 24	Oct 24	Nov 24	Dec 24	Jan 25	Feb 25	Mar 25	Apr 25	Fiscal Year 2025
Adjusted Patient Days	16,533	17,241	17,034	17,052	16,530	17,801	19,261	18,126	18,196	16,766	174,540
Adjusted Discharges	3,374	3,358	3,348	3,424	3,237	3,575	3,507	3,403	3,706	3,629	34,561
Operating Revenue											
Gross revenue	485,400,623	481,303,719	467,378,630	474,558,980	460,334,838	489,498,380	503,514,870	483,903,146	504,496,732	476,965,973	4,827,355,890
Deductions from revenue	415,757,901	415,886,086	403,359,082	402,798,738	398,689,552	418,393,206	432,589,279	419,483,463	432,350,529	416,782,642	4,156,090,476
Net patient revenue	69,642,722	65,417,634	64,019,548	71,760,241	61,645,286	71,105,174	70,925,591	64,419,683	72,146,203	60,183,331	671,265,414
Other operating revenue	920,937	782,991	1,167,339	1,079,195	1,127,177	717,219	930,518	1,003,357	743,928	827,507	9,300,168
Total net revenue	70,563,659	66,200,624	65,186,887	72,839,436	62,772,463	71,822,393	71,856,109	65,423,041	72,890,131	61,010,838	680,565,582
Operating Expenses											
Salaries, wages & contract labor	32,166,595	32,697,012	31,039,334	31,126,296	30,170,078	32,586,392	31,767,111	29,764,112	34,399,859	29,570,678	315,287,465
Benefits	7,845,288	9,667,894	8,249,929	7,595,482	7,835,218	9,168,549	9,282,958	6,425,530	7,631,965	7,000,351	80,703,164
Supplies	9,937,683	10,435,128	10,495,794	10,460,309	9,232,381	11,450,897	10,114,268	9,574,746	10,808,102	11,276,157	103,785,465
Prof fees & purch svcs	15,022,459	14,994,548	15,811,542	17,142,092	16,662,021	15,745,770	14,003,981	14,131,948	13,165,769	13,065,756	149,745,888
Depreciation & amortization	4,970,802	4,965,343	4,988,370	5,439,793	4,899,938	6,007,449	5,109,442	5,078,764	4,966,151	4,943,215	51,369,267
Other	2,622,147	2,630,102	2,712,652	4,403,218	2,425,595	2,503,764	3,901,254	2,288,403	4,044,068	2,048,983	29,580,185
Total expenses	72,564,973	75,390,027	73,297,622	76,167,190	71,225,231	77,462,822	74,179,014	67,263,503	75,015,913	67,905,140	730,471,434
Income from operations	(2,001,314)	(9,189,403)	(8,110,735)	(3,327,754)	(8,452,768)	(5,640,429)	(2,322,906)	(1,840,463)	(2,125,782)	(6,894,302)	(49,905,852)
Non-operating revenue (expense)											
Property tax revenues ¹	2,125,000	2,125,000	2,125,000	2,125,000	2,125,000	2,125,000	2,125,000	1,739,604	1,739,604	1,749,531	20,103,739
Investment Income	1,264,997	1,347,561	1,207,216	1,237,202	990,738	1,332,953	1,484,615	1,112,481	1,636,411	1,814,809	13,428,984
Interest Expense	(4,431,369)	(4,424,943)	(4,426,719)	(4,449,375)	(4,418,116)	(4,515,644)	(4,393,833)	(4,380,540)	(4,387,724)	(4,367,672)	(44,195,937)
Non-operating depreciation & amortization	(1,477,130)	(1,478,750)	(1,478,750)	(1,478,750)	(1,478,046)	(1,479,454)	(1,478,750)	(1,478,750)	(1,478,750)	(1,459,970)	(14,767,100)
Other non-operating revenue(expense)	595,819	582,346	639,696	(581,209)	673,917	(52,280)	2,225,696	560,363	252,845	(3,608,614)	1,288,579
Net income(loss) ²	(3,923,996)	(11,038,188)	(10,044,292)	(6,474,885)	(10,559,275)	(8,229,853)	(2,360,177)	(4,287,305)	(4,363,396)	(12,766,218)	(74,047,587)

EBIDA Margin	9.9%	(0.3%)	1.3%	6.7%	0.4%	5.3%	12.0%	10.2%	8.9%	(3.3%)	5.3%
--------------	------	--------	------	------	------	------	-------	-------	------	--------	------

1= Property Tax Revenue excludes G.O. Bonds Levy

2= Excludes G.O. Bonds income / expense

Statement of Net Position excluding G.O. Bonds
Excludes PHMG

Assets	Current Fiscal Year				Prior Fiscal Year
	Jan-25	Feb-25	Mar-25	Apr-25	Jun-24
Current Assets					
Cash and cash equivalents	15,642,922	3,778,125	6,004,778	6,593,276	17,359,239
Investments	32,039,319	32,106,194	21,158,125	26,354,278	54,298,096
Board Designated	-	-	-	-	7,082,739
Total cash, cash equivalents & investments	47,682,241	35,884,319	27,162,903	32,947,553	78,740,073
Patient Accounts Receivable	537,677,625	530,520,957	545,172,225	525,879,658	475,079,653
Allowance on accounts	(380,387,164)	(373,895,989)	(384,065,405)	(374,907,063)	(327,700,367)
Net accounts receivable	157,290,461	156,624,969	161,106,820	150,972,595	147,379,287
Inventories	12,948,641	12,909,464	12,797,227	12,801,659	12,512,288
Prepaid expenses	18,841,204	17,240,243	15,904,150	13,831,848	9,872,204
Est. third party settlements	91,525,345	97,335,093	104,370,756	107,704,649	87,806,947
Other	72,523,479	74,352,101	77,782,246	72,785,125	71,689,100
Total current assets	400,811,371	394,346,189	399,124,103	391,043,429	407,999,899
Non-Current Assets					
Restricted assets	92,626,084	92,929,848	93,215,845	105,938,702	106,528,977
Restricted other	357,317	357,317	357,396	357,554	356,833
Total restricted assets	92,983,401	93,287,165	93,573,240	106,296,256	106,885,809
Property, plant & equipment	1,555,380,266	1,555,435,345	1,555,425,207	1,555,505,599	1,556,364,751
Accumulated depreciation	(669,270,190)	(672,797,656)	(676,321,198)	(679,826,761)	(644,358,038)
Construction in process	68,788,117	69,395,353	70,379,627	71,352,821	57,513,297
Net property, plant & equipment	954,898,192	952,033,041	949,483,636	947,031,659	969,520,010
Right of Use Assets	325,346,653	322,316,604	319,395,245	316,497,623	334,609,278
Investment related companies	2,907,329	2,911,516	3,768,054	3,455,870	6,754,766
Prepaid debt insurance costs	7,116,165	7,090,192	7,064,218	7,038,244	7,298,149
Other non-current assets	68,238,376	67,980,619	67,462,779	66,985,161	78,831,767
Total non-current assets	1,451,490,117	1,445,619,136	1,440,747,173	1,447,304,813	1,503,899,779
Total assets	1,852,301,488	1,839,965,325	1,839,871,276	1,838,348,242	1,911,899,678
Deferred outflow of resources-loss on refunding of debt	42,992,314	42,774,400	42,556,485	42,338,570	44,517,717
Total assets and deferred outflow of resources	1,895,293,802	1,882,739,725	1,882,427,761	1,880,686,812	1,956,417,396

Liabilities	Current Fiscal Year				Prior Fiscal Year
	Jan-25	Feb-25	Mar-25	Apr-25	Jun-24
Current Liabilities					
Accounts payable	118,811,183	111,781,823	113,762,981	106,731,078	67,475,287
Accrued payroll	28,565,370	29,561,067	30,985,657	31,805,190	38,178,331
Accrued PTO	22,527,814	22,651,682	22,880,548	23,052,607	24,267,836
Accrued interest payable	11,890,135	14,680,683	16,289,392	18,635,765	8,905,068
Current portion of bonds	8,925,000	8,925,000	8,925,000	8,925,000	8,530,000
Current portion of lease liab	21,316,854	21,287,484	21,293,255	21,395,699	20,245,743
Est. third party settlements	16,998,461	16,238,521	15,227,643	15,227,642	16,933,480
Other current liabilities	123,495,406	122,100,347	126,694,795	146,334,378	128,832,172
Total current liabilities	352,530,224	347,226,607	356,059,270	372,107,358	313,367,918
Long Term Liabilities					
Other LT liabilities	27,554,170	27,532,265	27,510,361	27,488,455	27,708,572
Bonds & contracts payable	714,313,332	714,090,625	713,867,919	713,645,212	724,797,898
Lease liabilities	337,184,037	334,424,640	332,771,496	330,751,934	342,095,335
Total long term liabilities	1,079,051,539	1,076,047,531	1,074,149,775	1,071,885,601	1,094,601,805
Total liabilities	1,431,581,763	1,423,274,138	1,430,209,045	1,443,992,959	1,407,969,723
Deferred inflow of resources-unearned revenue	6,800,059	6,749,541	6,699,024	6,648,506	6,653,683
Total liabilities and deferred inflow of resources	1,438,381,822	1,430,023,680	1,436,908,069	1,450,641,465	1,414,623,405
Net Position					
Unrestricted	456,554,663	452,358,728	445,162,297	429,687,793	541,437,159
Restricted for other purpose	357,317	357,317	357,396	357,554	356,833
Total net position	456,911,980	452,716,045	445,519,692	430,045,347	541,793,991
Total liabilities, deferred inflow of resources and net position	1,895,293,802	1,882,739,725	1,882,427,761	1,880,686,812	1,956,417,396

Statement of Net Position including G.O. Bonds
Excludes PHMG

Assets	Current Fiscal Year				Prior Fiscal Year
	Jan-25	Feb-25	Mar-25	Apr-25	Jun-24
Current Assets					
Cash and cash equivalents	15,642,922	3,778,125	6,004,778	6,593,276	17,359,239
Investments	32,039,319	32,106,194	21,158,125	26,354,278	54,298,096
Board Designated	-	-	-	-	7,082,739
Total cash, cash equivalents & investments	47,682,241	35,884,319	27,162,903	32,947,553	78,740,073
Patient Accounts Receivable	537,677,625	530,520,957	545,172,225	525,879,658	475,079,653
Allowance on accounts	(380,387,164)	(373,895,989)	(384,065,405)	(374,907,063)	(327,700,367)
Net accounts receivable	157,290,461	156,624,969	161,106,820	150,972,595	147,379,287
Inventories	12,948,641	12,909,464	12,797,227	12,801,659	12,512,288
Prepaid expenses	18,841,204	17,240,243	15,904,150	13,831,848	9,872,204
Est. third party settlements	91,525,345	97,335,093	104,370,756	107,704,649	87,806,947
Other	78,595,640	82,132,530	87,425,434	68,361,015	71,978,298
Total current assets	406,883,532	402,126,618	408,767,290	386,619,319	408,289,097
Non-Current Assets					
Restricted assets	158,095,958	148,149,953	149,669,316	179,634,387	176,672,759
Restricted other	357,317	357,317	357,396	357,554	356,833
Total restricted assets	158,453,275	148,507,271	150,026,711	179,991,941	177,029,591
Property, plant & equipment	1,555,380,266	1,555,435,345	1,555,425,207	1,555,505,599	1,556,364,751
Accumulated depreciation	(669,270,190)	(672,797,656)	(676,321,198)	(679,826,761)	(644,358,038)
Construction in process	68,788,117	69,395,353	70,379,627	71,352,821	57,513,297
Net property, plant & equipment	954,898,192	952,033,041	949,483,636	947,031,659	969,520,010
Right of Use Assets	325,346,653	322,316,604	319,395,245	316,497,623	334,609,278
Investment related companies	2,907,329	2,911,516	3,768,054	3,455,870	6,754,766
Prepaid debt insurance and other costs	8,330,802	8,291,916	8,253,030	8,214,144	8,603,170
Other non-current assets	68,238,376	67,980,619	67,462,779	66,985,161	78,831,767
Total non-current assets	1,518,174,627	1,502,040,967	1,498,389,456	1,522,176,398	1,575,348,583
Total assets	1,925,058,159	1,904,167,584	1,907,156,746	1,908,795,717	1,983,637,680
Deferred outflow of resources-loss on refunding of debt	45,457,056	45,221,281	44,985,506	44,749,731	47,107,482
Total assets and deferred outflow of resources	1,970,515,216	1,949,388,867	1,952,142,253	1,953,545,449	2,030,745,163

Liabilities	Current Fiscal Year				Prior Fiscal Year
	Jan-25	Feb-25	Mar-25	Apr-25	Jun-24
Current Liabilities					
Accounts payable	118,811,183	111,781,823	113,763,481	106,731,078	67,477,787
Accrued payroll	28,565,370	29,561,067	30,985,657	31,805,190	38,178,331
Accrued PTO	22,527,814	22,651,682	22,880,548	23,052,607	24,267,836
Accrued interest payable	29,187,740	23,182,940	29,144,315	34,557,338	28,882,187
Current portion of bonds	19,081,756	19,081,756	19,081,756	19,081,756	18,010,103
Current portion of lease liab	21,316,854	21,287,484	21,293,255	21,395,699	20,245,743
Est. third party settlements	16,998,461	16,238,521	15,227,643	15,227,642	16,933,480
Other current liabilities	54,696,680	53,603,989	58,803,123	78,992,898	55,689,956
Total current liabilities	311,185,859	297,389,263	311,179,776	330,844,207	269,685,423
Long Term Liabilities					
Other LT liabilities	27,554,170	27,532,265	27,510,361	27,488,456	27,708,572
Bonds & contracts payable	1,342,922,270	1,342,786,254	1,341,104,673	1,340,775,462	1,362,956,758
Lease liabilities	337,184,037	334,424,640	332,771,496	330,751,934	342,095,335
Total long term liabilities	1,707,660,477	1,704,743,159	1,701,386,530	1,699,015,852	1,732,760,665
Total liabilities	2,018,846,336	2,002,132,422	2,012,566,306	2,029,860,059	2,002,446,088
Deferred inflow of resources- unearned revenue	75,598,786	75,245,901	74,590,697	73,989,987	79,795,899
Total liabilities and deferred inflow of resources	2,094,445,122	2,077,378,324	2,087,157,003	2,103,850,046	2,082,241,987
Net Position					
Unrestricted	(124,287,223)	(128,346,774)	(135,372,146)	(150,662,151)	(51,853,656)
Restricted for other purpose	357,317	357,317	357,396	357,554	356,833
Total net position	(123,929,906)	(127,989,457)	(135,014,750)	(150,304,597)	(51,496,824)
Total liabilities, deferred inflow of resources and net position	1,970,515,216	1,949,388,867	1,952,142,253	1,953,545,449	2,030,745,163

	Apr-25	YTD
CASH FLOWS FROM OPERATING ACTIVITIES:		
Income (Loss) from operations	(6,894,304)	(49,905,849)
Adjustments to reconcile change in net assets to net cash provided from operating activities:		
Depreciation Expense	4,943,215	51,369,267
Provision for bad debts	2,105,839	76,846,359
Changes in operating assets and liabilities:		
Patient accounts receivable	8,028,386	(80,439,668)
Property Tax and other receivables	1,021,601	2,109,831
Inventories	(4,432)	(289,371)
Prepaid expenses and other current assets	(1,423,801)	(116,685)
Accounts payable	(7,032,403)	45,275,121
Accrued compensation	991,592	(7,588,371)
Estimated settlement amounts due third-party payors	(3,333,894)	(25,611,882)
Other liabilities	20,274,914	25,145,220
Net cash provided from (used by) operating activities	18,676,713	36,793,972
CASH FLOWS FROM INVESTING ACTIVITIES:		
Net (purchases) sales of investments	(35,161,382)	32,064,208
Income (Loss) on investments	2,000,350	15,355,190
Investment in affiliates	(2,907,008)	(33,409,109)
Net cash provided from (used by) investing activities	(36,068,040)	14,010,289
CASH FLOWS FROM NON-CAPITAL FINANCING ACTIVITIES:		
Receipt of G.O. Bond Taxes	17,056,673	45,644,138
Receipt of District Taxes	7,694,478	22,946,644
Net cash provided from non-capital financing activities	24,751,151	68,590,782
CASH FLOWS FROM CAPITAL AND RELATED FINANCING ACTIVITIES:		
Acquisition of property plant and equipment	(1,053,586)	(22,513,719)
Redevelopment Trust Fund Distributions	0	1,454,676
G.O. Bond Interest paid	0	(34,538,335)
Revenue Bond Interest paid	0	(17,794,835)
ROU Interest paid	(1,312,059)	(13,917,335)
Proceeds (Payments) of Long Term Debt	0	(18,011,171)
Payments of Long Term Lease Liabilities	(4,405,680)	(24,840,285)
Net cash provided from (used by) capital and related financing activities	(6,771,325)	(130,161,005)
NET INCREASE (DECREASE) IN CASH AND CASH EQUIVALENTS	588,499	(10,765,963)
CASH AND CASH EQUIVALENTS - Beginning of period	6,004,778	17,359,239
CASH AND CASH EQUIVALENTS - End of period	6,593,276	6,593,276

Supplemental Information

**Financial performance includes Palomar Health Medical Group (PHMG) and Consolidating Schedules*

	Palomar Health	PHMG	PAC	NCRE	Eliminations	Total
ASSETS						
Current assets	458,270,416	71,043,904	4,227,855	350,730	(60,561,118)	473,331,787
Capital assets - net	947,031,659	6,375,877	-	868,948	-	954,276,484
Right of use assets - net	316,497,623	29,863,017	-	-	(19,939,486)	326,421,154
Non-current assets	186,996,020	2,149,122	-	-	-	189,145,141
Total assets	1,908,795,718	109,431,920	4,227,855	1,219,678	(80,500,604)	1,943,174,565
Deferred outflow of resources	44,749,731	-	-	-	-	44,749,731
TOTAL ASSETS AND DEFERRED OUTFLOW OF RESOURCES	1,953,545,449	109,431,920	4,227,855	1,219,678	(80,500,604)	1,987,924,296
LIABILITIES AND NET POSITION						
Current liabilities	301,216,555	105,270,888	216,681	1,491,690	(64,795,198.55)	343,400,614
Long-term liabilities	1,376,052,181	0	-	-	-	1,376,052,181
Right of use lease liabilities	330,751,934	23,850,329	-	-	(16,752,624)	337,849,639
Total liabilities	2,008,020,670	129,121,217	216,681	1,491,690	(81,547,822)	2,057,302,434
Deferred inflow of resources - deferred revenue	95,829,374	-	-	-	-	95,829,374
Total liabilities and deferred inflow of resources	2,103,850,044	129,121,217	216,681	1,491,690	(81,547,822)	2,153,131,808
Invested in capital assets - net of related debt	(316,915,005)	5,286,151	-	1,660,879	1,047,218	(308,920,757)
Restricted	59,900,664	-	-	-	-	59,900,664
Unrestricted	106,709,746	(24,975,447)	4,011,174	(1,932,891)	-	83,812,582
Total net position	(150,304,595)	(19,689,296)	4,011,174	(272,012)	1,047,218	(165,207,512)
TOTAL LIABILITIES, DEFERRED INFLOW OF RESOURCES, AND NET POSITION	1,953,545,449	109,431,920	4,227,855	1,219,678	(80,500,604)	1,987,924,296

Note: Financial Performance includes GO Bonds
Financial Performance excludes PHMG

	Palomar Health	PHMG	PAC	NCRE	Elimination	YTD Consolidated
OPERATING REVENUE:						
Net patient service revenue	608,274,905	66,124,205	-	-	-	674,399,110
Shared risk revenue	62,990,507	27,202,908	-	-	(1,560,543)	88,632,872
Other revenue	9,300,170	6,615,598	223,089	1,078,265	(450,987)	16,766,135
PH Program revenue	-	25,460,438	-	-	(25,460,438)	-
Total operating revenue	680,565,582	125,403,149	223,089	1,078,265	(27,471,969)	779,798,117
OPERATING EXPENSES	679,102,165	168,730,085	898,509	1,321,552	(33,214,712)	816,837,599
DEPRECIATION AND AMORTIZATION	51,369,269	4,034,501	-	-	-	55,403,770
Total operating expenses	730,471,434	172,764,586	898,509	1,321,552	(33,214,712)	872,241,369
INCOME (LOSS) FROM OPERATIONS	(49,905,852)	(47,361,437)	(675,420)	(243,287)	5,742,744	(92,443,252)
NON-OPERATING INCOME (EXPENSE):						
Investment income	15,355,187	(278,495)	-	-	-	15,076,692
Interest expense	(74,114,595)	(183,792)	-	-	141,357	(74,157,031)
Property tax revenue	61,034,568	-	-	-	-	61,034,568
Other - net	(12,830,118)	1,229,684	-	-	(4,535,353)	(16,135,788)
Total non-operating expense - net	(10,554,958)	767,396	-	-	(4,393,997)	(14,181,559)
CHANGE IN NET POSITION	(60,460,810)	(46,594,041)	(675,420)	(243,287)	1,348,747	(106,624,811)
Interfund - PHMG	(38,346,959)	36,004,451	-	-	-	(2,342,508)
Net Position - Beginning of year	(51,496,823)	(9,099,710)	4,686,594	(109,817)	(301,529)	(56,211,468)
Prior Period Adj-Assets				81,092		
NET POSITION - Beginning of year	(51,496,823)	(9,099,710)	4,686,594	(28,725)	(301,529)	(56,240,193)
NET POSITION - Year to date	(150,304,592)	(19,689,300)	4,011,174	(272,012)	1,047,218	(165,207,512)

Note: Financial Performance includes GO Bonds
Financial Performance excludes PHMG

Assets

Current Assets

Cash and cash equivalents	\$ 18,641,931
Investments	26,354,278
Patient accounts receivable - net of allowances for uncollectible accounts of \$116,733	189,341,990
Other receivables	27,661,045
Supplies and inventories	13,477,865
Prepaid expenses and other	18,498,933
Estimated third-party payor settlements receivable	95,204,649

Total current assets 473,331,786

Restricted Noncurrent Cash and Investments

Held by trustee under indenture agreements	103,629,499
Held by trustee under general obligation bonds indenture	73,695,685
Held in escrow for street improvements	2,309,203
Restricted by donor and other	357,554

Total restricted noncurrent cash and investments 95,840,846

Capital Assets - net

954,276,484

Right of Use Assets - Net

326,421,154

Other Assets

Prepaid debt insurance costs	8,214,144
Investment in and amounts due from affiliated entities	4,123,878
Other	68,466,274

Total other assets 80,804,296

Total assets 1,943,174,565

Deferred outflow of resources - loss on refunding of debt

44,749,731

Total Assets and Deferred Outflow of Resources

\$ 1,987,924,296

Liabilities

Current Liabilities

Accounts payable	108,972,610
Accrued compensation and related liabilities	49,738,308
Current portion of general obligation bonds	10,156,756
Current portion of long-term debt	9,168,037
Current portion of lease liabilities	24,264,033
Estimated third-party payor settlements	15,227,642
Other accrued liabilities	91,302,799
Accrued interest payable	33,088,225
Accrued interest payable-ROU's	1,482,200

Total current liabilities 343,400,610

Long-term debt - general obligation bonds - net of current portion 627,130,249

Long-term debt - net of current portion 748,921,936

Long-term debt - Lease liability - net of current portion 337,849,639

Total liabilities 2,057,302,435

Deferred inflow of resources - unearned revenue

95,829,374

Total liabilities and deferred inflow of resources 2,153,131,809

Net Position

Net investment in capital assets	(308,920,757)
Restricted, expendable for:	
Repayment of debt	57,233,907
Capital acquisitions	2,309,203
Other purposes	357,554
Unrestricted	83,812,580

Total net position (165,207,512)

Total Liabilities, Deferred Inflow of Resources, and Net Position \$ 1,987,924,296

Operating Revenue	
Patient service revenue, net of provision for uncollectible accounts of \$77,444	\$ 674,399,110
Shared risk revenue	88,632,872
Other revenue	16,766,133
	<hr/>
Total operating revenue	779,798,115
	<hr/>
Operating Expenses	
Salaries, wages, and benefits	531,356,999
Professional fees	38,769,002
Supplies	108,898,645
Purchased services	96,173,513
Depreciation and amortization	55,403,770
Rent expense	15,539,851
Utilities	4,622,693
Other	21,476,899
	<hr/>
Total operating expenses	872,241,372
	<hr/>
Income (Loss) From Operations	(92,443,258)
	<hr/>
Non-Operating Income (Expenses)	
Investment income	15,076,692
Interest expense	(74,157,029)
Property tax revenue - unrestricted	20,103,739
Property tax revenue - restricted	40,930,829
Amortization expense	(11,390,114)
Other - net	(7,088,178)
	<hr/>
Total non-operating expenses - net	(16,524,061)
	<hr/>
Change in net position	(108,967,319)
	<hr/>
Net Position - Beginning of year	(56,321,285)
	<hr/>
Net Position - April 30, 2025	\$ (165,207,512)
	<hr/>

April 30, 2025

CASH FROM OPERATING ACTIVITIES	
Receipts from:	
Patients, insurers, and other third-party payers	753,587,096
Other sources	11,272,044
Payments to:	
Employees	(540,675,929)
Suppliers	(207,525,443)
	<u>16,657,768</u>
CASH FLOWS FROM NONCAPITAL FINANCING ACTIVITIES	
Receipt of district taxes	<u>20,103,739</u>
	<u>20,103,739</u>
CASH FLOWS FROM CAPITAL AND RELATED FINANCING ACTIVITIES	
Acquisition and construction of capital assets	(12,589,780)
Interest payments on long-term debt	(54,341,615)
Interest payments on lease liabilities	(14,634,385)
Principal repayment on long-term debt	(18,161,207)
Principal repayment on lease obligations	(19,234,029)
Proceeds on sale of capital assets	(47,766)
Receipt of property taxes restricted for debt service on general obligation bonds	40,930,829
Other	(12,557,946)
	<u>(90,635,900)</u>
CASH FLOWS FROM INVESTING ACTIVITIES	
Purchases of investments	(109,063,916)
Proceeds from sale of investments	148,425,945
Interest received on investments and notes receivable	8,564,791
Net cash provided by (used in) investing activities	<u>47,926,820</u>
NET INCREASE (DECREASE) IN CASH AND CASH EQUIVALENTS	
	<u>(5,947,572)</u>
CASH AND CASH EQUIVALENTS - beginning of year	<u>24,589,503</u>
CASH AND CASH EQUIVALENTS - end of year	<u>\$ 18,641,931</u>

Days Cash on Hand Ratio Covenant	April 30, 2025 Consolidated
Cash and Cash Equivalents	44,685,295
Divide Total by Average Adjusted Expenses per Day	
Total Expenses	872,241,372
Less: Depreciation	55,403,770
Adjusted Expenses	816,837,602
Number of days in period	304
Average Adjusted Expenses per Day	2,686,966
Days Cash on Hand	16.6
REQUIREMENT	65
	NOT ACHIEVED

Debt Service Coverage Ratio Covenant	April 30, 2025 Consolidated
Excess of revenues over expenses	(119,968,291)
REVERSE:	
Depreciation and Amortization	55,403,770
Depreciation and Amortization-NonOp	14,767,099
Interest Expense	44,238,369
Income Available for Debt Service	(5,559,054)
Divided by:	
Maximum Annual Debt Service (excludes GO Bonds)	46,908,633
Debt Service Coverage Ratio	(0.12)

NOTE: Pre-audit results shown

ADDENDUM C

To: Board of Directors
From: Michael Pacheco - Chair, Board Audit & Compliance Committee
Date: Monday, June 9, 2025
Re: Audit & Compliance Committee Meeting, May 20, 2025

Member Attendance: Directors Mike Pacheco, Laurie Edwards-Tate and Linda Greer

Action Items:

- **Audit & Compliance Committee Minutes, February 18, 2025:** The voting members reviewed and approved Audit & Compliance Committee minutes from February 18, 2025
- **2025 Audit & Compliance Committee 2025 Meeting Calendar:** The voting members reviewed and approved Audit & Compliance Committee 2025 Meeting Calendar
- **First Quarter Hotline Report:** The voting members reviewed the First Quarter Hotline Report (Informational only)
- **Annual Audit RFP:** The voting members' recommendation was approved and the item was moved to full Board for ratification

Closed Session

- **Closed Session:** The committee members adjourned to closed session for the remainder of the meeting.

To: Board of Directors
From: Linda Greer, RN - Chair, Board Finance Committee
Date: Monday, June 9, 2025
Re: Finance Committee Meeting, May 28, 2025

Board Member Attendance: Directors Linda Greer, Michael Pacheco and Jeff Griffith

Action Items:

- **Finance Committee Minutes, April 23, 2025:** The voting members reviewed and approved Finance Committee minutes from April 23, 2025
- **Finance Committee Meeting Schedule:** The voting members reviewed and approved Finance Committee changes to the meeting schedule
- **Guidehouse Turnaround Project Update:** A presentation was reviewed by the voting members
- **YTD FY2025 and April 2025 Financials:** The voting members reviewed and approved YTD FY2025 and April 2025 Financials and moved item to full Board for ratification

To: Board of Directors
From: Linda Greer, RN - Chair, Board Quality Review Committee
Date: Monday, June 9, 2025
Re: Quality Review Committee Meeting, May 28, 2025

Board Member Attendance: Director Linda Greer

Agenda Items:

- **Quality Review Committee Minutes, March 26, 2025:** The voting members reviewed and approved Quality Review Committee minutes from March 26, 2025
- **Approval of Contracted Services**
 - Contracted service evaluation(s) were approved.
 - BD Carefusion IV Prep Workflow
 - Corticare Monitoring
 - Image First Linen
 - Pharmerica @ The Villas
 - Linde Portable Medical Gas
 - Premier Laser Services
- **Annual Reports**
 - Annual reports were approved.
 - Antibiotic Stewardship Summary
 - Infection Prevention and Control
 - Radiology & Nuclear Medicine
 - Respiratory Services
 - Stroke Program
- **Closed Session**